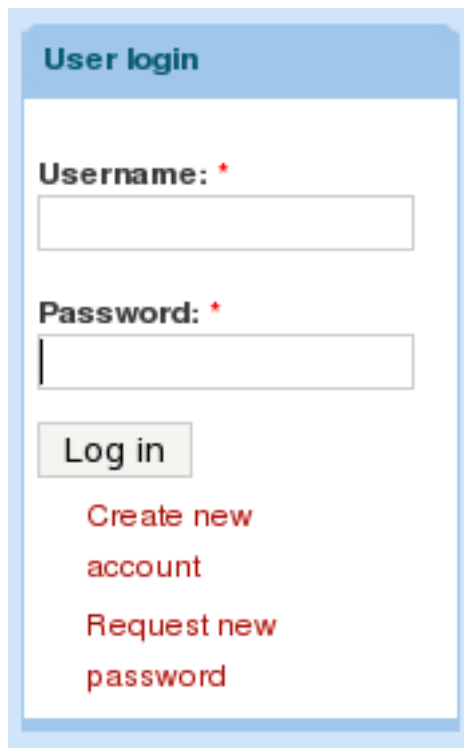


Festival wiki User guide

To contribute festival details, legends, festival albums, a user must be logged into the system. Using the site interface with the given user name and password (the user name and password will be given to the user).



The image shows a user login form with a blue header titled "User login". Below the header, there are two input fields: "Username: *" and "Password: *". Below the password field is a "Log in" button. At the bottom of the form, there are two links: "Create new account" and "Request new password", both in red text.

After login the user can see the links for contributing festival details, legends, festival albums, events.

To contribute the festival related informations proceed with the following steps

1. Create an album for festival image gallery using the [album](#) link (this album is for uploading the festival related images only).

Field explanations

Title : name of the album

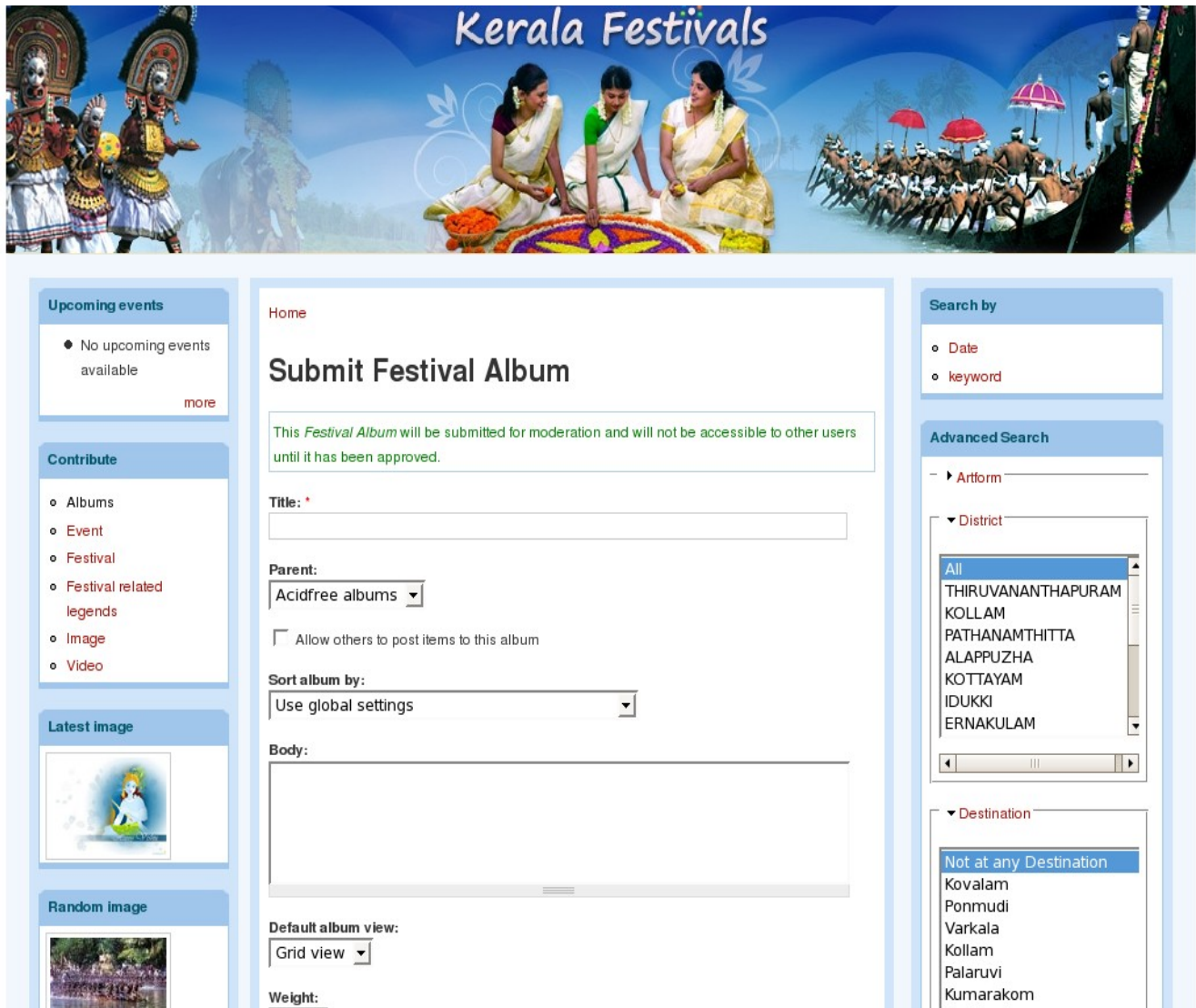
parent : if the festival is related to any other major festival then select the corresponding major festival as its parent.

Sort album by: The sorting order of the items in your album.

Default album view: The view type (table or grid) of the album

Weight: no need of user selection

Necessary details (the details you must be filled) : Title



2. Create an album for festival videos gallery using the [album](#) link under contribute (this album is for uploading the festival related videos only).

3. Then upload the images to the corresponding images gallery using the [images](#) link under contribute.

Field explanations

Title : image title

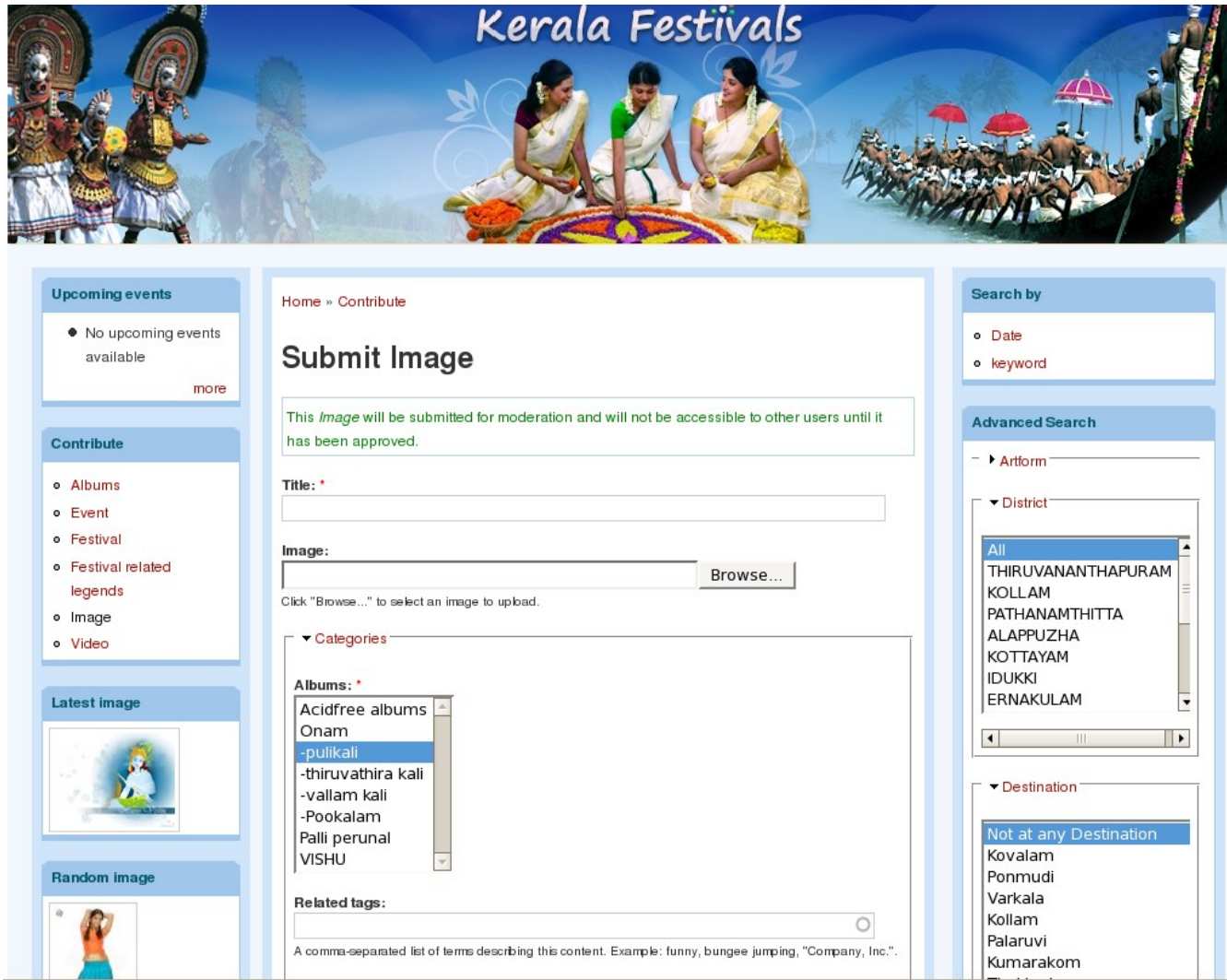
Image : select the image file

Albums: corresponding image album

Description: image description

Rotate image: image rotation

Necessary details (the details user must be filled) : Title, Image, Albums



4. Then upload the videos to the corresponding videos gallery using the *videos* link under contribute.

Field explanations

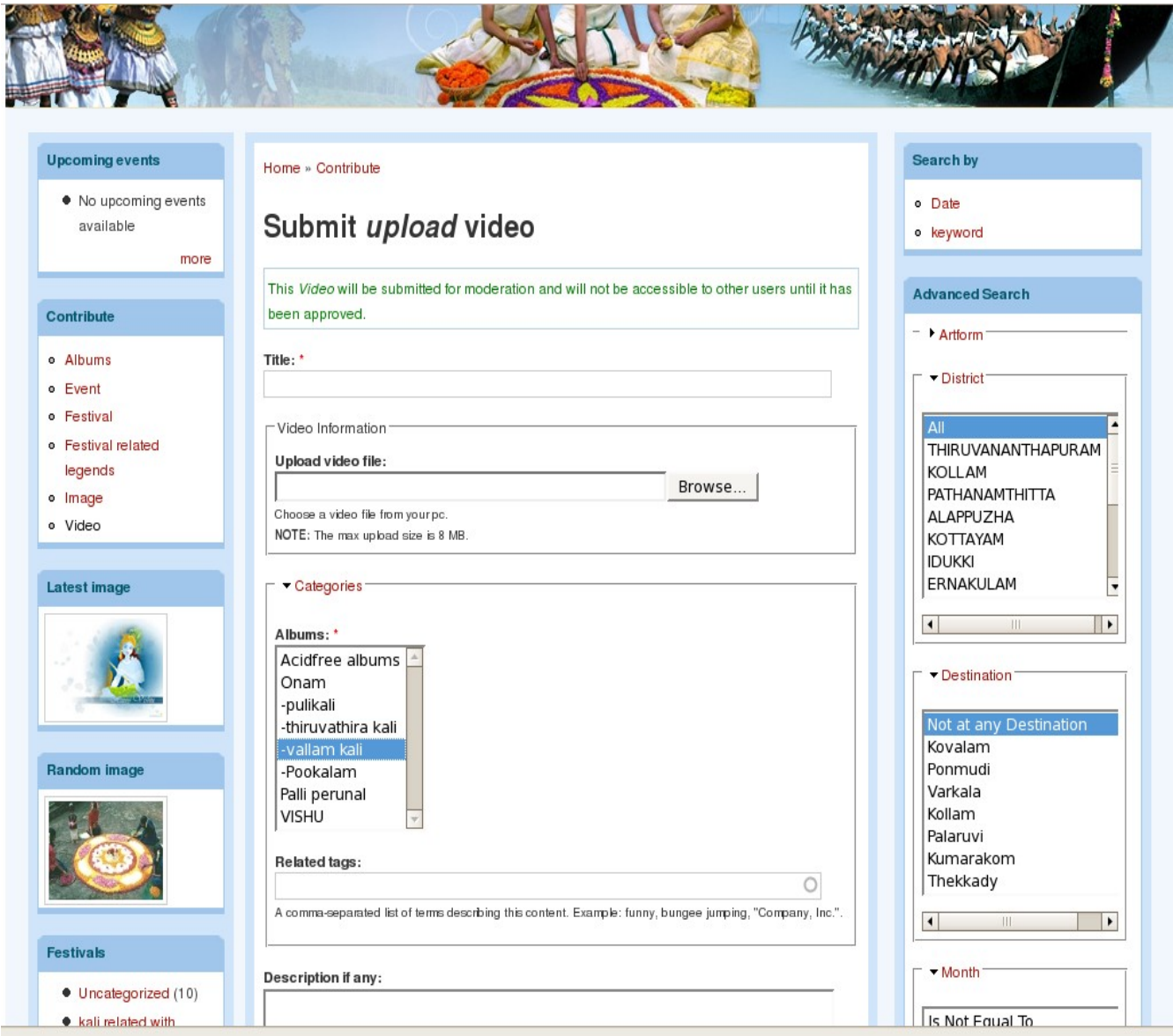
Title : video title

Video information : the video file (file formats MOV, MPEG1, MPEG2, MPEG4, WMV, DIVX, DAT)

Albums: corresponding video album

Description: video description

Necessary details (the details user must be filled) : Title, Video information, Albums
Create the festival details using the link [festival](#) under contribute.



Necessary details (the details user must be filled) :

- Start date
- End date
- Name of the festival
- content provider name
- content provider occupation
- content provider address
- content provider phone number
- content provider email
- contact person name
- contact person association with festival

- contact person phone
- content provider email

FESTIVAL CALENDAR **CONTRIBUTE** **RECENT POSTS** **MY ACCOUNT** **LOG OUT**

Kerala Festivals

Home » Contribute

Submit festival

This festival will be submitted for moderation and will not be accessible to other users until it has been approved.

Start Date:

 YYYY-MM-DD HH:MM

End Date:

 YYYY-MM-DD HH:MM

All day

Name of the festival: *

Related tags:

A comma-separated list of terms describing this content. Example: funny, bungee jumping, "Company, Inc."

Classification of the festival-Cultural/ Religious.:

Upcoming events
 No upcoming events available [more](#)

Contribute

- Albums
- Event
- Festival
- Festival related legends
- Image
- Video

Latest image

Random image

Search by

- Date
- keyword

Advanced Search

Artform

District

- All
- THIRUVANANTHAPURAM
- KOLLAM
- PATHANAMTHITTA
- ALAPPUZHA
- KOTTAYAM
- IDUKKI
- ERNAKULAM

Destination

- Not at any Destination
- Kovalam
- Ponmudi
- Varkala

Select the corresponding images ,videos gallery related to the festival ie created just before.

The image shows a web form for adding content. At the top, there is a text input field and a label "URL:" followed by another text input field. Below this is a section titled "Details of the Content Provider" with a downward arrow. This section contains several input fields: "Name:", "Occupation:", "Postal address:" (a larger text area), "Email:", "Phone:", and "Mobile phone:". Below these are two dropdown menus labeled "Videos Gallery:" and "Images Gallery:", both currently set to "<none>". At the bottom of the form are two buttons: "Preview" and "Submit". The form is set against a light blue background. At the very bottom of the page, there is a dark blue footer with the text "Designed & Developed by Invis Multimedia".

5. Create the festival related legends using the link [festival related legends](#) under the contribute.

Field explanations

Title : the legend title

Related tags : give the tags or words related to the festival related legend

Description: the legend

Necessary details (the details user must be filled) : Title, Description

6. Creating events

Field explanations

start date : event start date

end date : event end date

Title : the event title

Description: event description

Necessary details (the details user must be filled) : start date,end date,title, description

The screenshot displays the 'Kerala Festivals' website interface. At the top, there is a navigation bar with buttons for 'FESTIVAL CALENDAR', 'CONTRIBUTE', 'RECENT POSTS', 'MY ACCOUNT', and 'LOG OUT'. Below this is a banner image with the text 'Kerala Festivals' and various festival-related scenes. The main content area is titled 'Home » Contribute' and features a 'Submit Event' form. A message above the form states: 'This Event will be submitted for moderation and will not be accessible to other users until it has been approved.' The form includes fields for 'Start Date' (2008-12-15 20:34), 'End Date' (2008-12-15 20:34), 'Title', and 'Body'. There is also an 'All day' checkbox. To the left of the form, there are sidebars for 'Upcoming events' (showing 'No upcoming events available'), 'Contribute' (with links for Albums, Event, Festival, Festival related legends, Image, and Video), 'Latest image', and 'Random image'. To the right, there is a 'Search by' section with radio buttons for 'Date' and 'keyword', and an 'Advanced Search' section with dropdown menus for 'Artform', 'District' (listing Thiruvananthapuram, Kollam, Pathanamthitta, Alappuzha, Kottayam, Idukki, and Ernakulam), and 'Destination' (listing 'Not at any Destination', Kovalam, Ponmudi, and Varkala).