


**HOLIDAY CLUB, KALAMASSERY**  
**BALANCE SHEET AS ON 31st MARCH 2024**

Particulars	Note No	Figures as at 31.03.2024 Amount in Rs	Figures as at 31.03.2023 Amount in Rs
<b>I. OWNERS' FUNDS AND LIABILITIES</b>			
(1) Owners' Fund			
(a) Owners Capital Account			
(i) Owners'/Partners' Capital Account		2,00,000.00	2,00,000.00
(ii) Owners'/Partners' Current Account	1	5,20,526.73	12,61,571.86
(b) Reserves and surplus	2		
(2) <b>Non-current liabilities</b>			
(a) Long-term borrowings	3	-	-
(b) Deferred tax liabilities (Net)			
(c) Other Long term liabilities	4	-	5,75,000.00
(d) Long-term provisions	5		
(3) <b>Current liabilities</b>			
(a) Short-term borrowings	6	-	
(b) Trade payables	7		
(c) Other current liabilities	8	10,754.00	
(d) Short-term provisions	9		
<b>TOTAL</b>		<b>7,31,280.73</b>	<b>20,36,571.86</b>
<b>II. ASSETS</b>			
(1) <b>Non-Current Assets</b>			
(a) Property, Plant and Equipment and Intangible assets			
(i) Property, Plant and Equipment	10	75,124.76	85349.86
(ii) Intangible assets	11		
(iii) Capital work-in- progress			
(iv) Intangible assets under development			
(b) Non-current investment	12	1,50,000.00	1,50,000.00
(c) Deferred tax assets (net)			
(d) Long-term loans and advances	13		
(e) Other non-current assets	14	10,000.00	10,000.00
(2) <b>Current assets</b>			
(a) Current investments	15		
(b) Inventories	16	-	
(c) Trade receivables	17	-	
(d) Cash and bank balances	18	3,42,432.97	16,60,030.00
(e) Short-term loans and advances	19		
(f) Other current assets	20	1,53,723.00	1,31,192.00
<b>TOTAL</b>		<b>7,31,280.73</b>	<b>20,36,571.86</b>



PLACE: IRINJALAKUDA  
DATE :25/10/2024  
UDIN:24216003BJZXPV5160

As per our report of even date attached.  
for UNNIKRISHNAN & CO,  
Chartered Accountants


**Unnikrishnan & Co.**  
Chartered Accountants

Manoj K. V. (Partner)

**HOLIDAY CLUB, KALAMASSERY**

**TRADING AND PROFIT & LOSS ACCOUNT FOR YEAR ENDED 31st MARCH 2024**

Particulars		Note No	Figures as at 31.03.2024 Amount in Rs	Figures as at 31.03.2023 Amount in Rs
I.	Revenue from operations	21	84,42,665.97	61,02,680.00
II.	Other income	22	2,890.00	4,57,000.00
III.	<b>Total Income (I + II)</b>		<b>84,45,555.97</b>	<b>65,59,680.00</b>
IV.	Expenses			
	Cost of Material Consumed	23		-
	Purchases of Stock- in-Trade		-	
	Changes in inventories of finished goods		-	
	Work-in-progress and Stock-in-Trade			
	Employee benefits expense	24	2,40,000.00	2,40,000.00
	Depreciation and amortization expense		10,225.10	12,613.00
	Finance Cost	25	-	-
	Other expenses	26	76,86,121.00	59,11,404.00
	<b>Total expenses</b>		<b>79,36,346.10</b>	<b>61,64,017.00</b>
V	Profit before exceptional and extraordinary items, partners' remuneration and tax (III-IV)		5,09,209.87	3,95,663.00
VI	Exceptional items			
VII	Profit before extraordinary items, partners' remuneration and tax (V - VI)		5,09,209.87	3,95,663.00
VIII	Extraordinary Items		-	-
IX	Profit before partners' remuneration and tax (VII- VIII)		5,09,209.87	3,95,663.00
X	Partners' remuneration		3,00,000.00	2,85,000.00
	Interest on Capital			
XI	Profit before tax (IX- X)		2,09,209.87	1,10,663.00
XII	Tax expense:			
	(i) Current tax		-	-
	(ii) Deferred tax			
XIII	Profit (Loss) for the period from continuing operations (XI-XII)		2,09,209.87	1,10,663.00
XIV	Profit/(loss) from discontinuing operations		-	-
XV	Tax expense of discontinuing operations		-	-
XVI	Profit/(loss)from Discontinuing operations (after tax) (XIV-XV)		-	-
XVII	Profit/ (Loss) (XIII + XVI)		2,09,209.87	1,10,663.00




PLACE: IRINJALAKUDA  
DATE :26/09/2024  
UDIN:24216003BJZXPV5160

As per our report of even date attached.  
for UNNIKRIISHNAN & CO,  
Chartered Accountants

For Unnikrishnan & Co.  
Chartered Accountants  
*Manoj V. (Partner)*  
M.No.216003. FRN. 004460S

Schedules Forming Part of Balance Sheet	Figures as at 31.03.2024	Figures as at 31.03.2023
<b>NOTE - 1</b>		
<b>Capital</b>		
Anukrishna A P Menon	1,00,000.00	1,00,000.00
Rohith A T	1,00,000.00	1,00,000.00
	<b>2,00,000.00</b>	<b>2,00,000.00</b>
<b>NOTE - 2</b>		
<b>RESERVES</b>		
Capital Reserve		
Revaluation Reserve		
Other reserve		
<b>Total</b>		
<b>NOTE - 3</b>		
<b>LONG TERM BORROWINGS</b>		
<b>Secured</b>		
Term Loans		
* From banks		
* From Other Parties		
<b>Total</b>	-	-
<b>NOTE - 4</b>		
<b>OTHER LONG TERM LIABILITIES</b>		
Loans from friends and relatives		5,75,000.00
<b>Total</b>	-	<b>5,75,000.00</b>
<b>NOTE - 5</b>		
<b>LONG TERM PROVISIONS</b>		
Provision For Employee Benefits		
Others		
<b>Total</b>		
<b>CURRENT LIABILITIES</b>		
<b>NOTE - 6</b>		
<b>SHORT TERM BORROWINGS</b>		
<b>Secured</b>		
<b>Unsecured</b>		
<b>Total</b>	-	-
<b>NOTE - 7</b>		
<b>TRADE PAYABLES</b>		
<b>NOTE - 8</b>		
<b>OTHER CURRENT LIABILITIES</b>		
GST Payable	10,754.00	
<b>Total</b>	<b>10,754.00</b>	-
<b>NOTE - 9</b>		
<b>SHORT TERM PROVISIONS</b>		
Provision For Employee Benefits		
Provision for Tax		
<b>Total</b>		



**ASSET**

**NON-CURRENT ASSET**

<b>NOTE - 11</b>		
<b>INTANGIBLE ASSET</b>		
<b>Total</b>		

**NOTE - 12**  
**NON-CURRENT INVESTMENT**

Investment Property	1,50,000.00	1,50,000.00
<b>Total</b>	<b>1,50,000.00</b>	<b>1,50,000.00</b>

**NOTE - 13**  
**LONG TERM LOANS & ADVANCES**

Secured Long Term Loans And Advances		
Unsecured Long Term Loans & Advance		
<b>Total</b>		

**NOTE - 14**  
**OTHER NON CURRENT ASSET**

Rent deposit	10,000.00	10,000.00
Others		
<b>Total</b>	<b>10,000.00</b>	<b>10,000.00</b>

**CURRENT ASSET**

**NOTE - 15**  
**CURRENT INVESTMENT**

Other Investment		
<b>Total</b>		

**NOTE - 16**  
**INVENTORIES**

Raw Materials	-	-
---------------	---	---

**NOTE - 17**  
**TRADE RECEIVABLES**

Trade Receivables		
-------------------	--	--

**NOTE - 18**  
**CASH AND CASH EQUILENTS**

Balance with Bank	3,28,215.44	16,52,527.62
Main Cash	14,217.53	7,502.38
<b>Total</b>	<b>3,42,432.97</b>	<b>16,60,030.00</b>

**NOTE - 19**  
**SHORT TERM LOANS AND ADVANCES**

Secured short trm Loans And Advances		
Unsecured Short Term Loans & advances		
Other Loans And Advances		
<b>Total</b>		

**NOTE - 20**  
**OTHER CURRENT ASSET**

TDS Receivable	1,53,723.00	1,31,192.00
<b>Total</b>	<b>1,53,723.00</b>	<b>1,31,192.00</b>



Schedules Forming Part of Statement of Profit and Loss	Figures as at 31.03.2024	Figures as at 31.03.2023
<b>Note-21</b>		
<b>Revenue From Operations</b>		
Income from tour operation	84,42,665.97	61,02,680.00
<b>Total</b>	<b>84,42,665.97</b>	<b>61,02,680.00</b>
<b>Note-22</b>		
<b>Other Income</b>		
IT Refund	2,890	
Other Income		4,57,000.00
<b>Total</b>	<b>2,890</b>	<b>4,57,000</b>
<b>Purchases</b>		
<b>Total</b>	<b>-</b>	<b>-</b>
<b>Note 23</b>		
<b>Cost of Material Consumed</b>		
Opening Stock		
Purchases	-	-
Less: Closing stock		
<b>Total</b>	<b>-</b>	<b>-</b>
<b>Note 24</b>		
<b>Employee benefits expense</b>		
Salary	2,40,000.00	2,40,000.00
<b>Total</b>	<b>2,40,000.00</b>	<b>2,40,000.00</b>
<b>Note 25</b>		
<b>Finance Cost</b>		
BANK INTEREST		
<b>Total</b>	<b>-</b>	<b>-</b>
<b>Note 26</b>		
<b>Other Expenses</b>		
<b>Direct Expenses</b>		
Electricity Charges	15,425.00	8,015.00
Expenses for tour operations	74,47,870.00	57,18,625.00
<b>Other Indirect Expenses</b>		
Telephone expenses	13,054.00	12,455.00
Miscellaneous expenses	11,241.00	10,124.00
Rent	1,42,000.00	1,42,000.00
Income tax paid	34,526.00	
Water expenses	3,050.00	2,700.00
Printing and stationary	18,955.00	17,485.00
<b>Total</b>	<b>76,86,121.00</b>	<b>59,11,404.00</b>
<b>AMORTISATION EXPENSES</b>		
Depreciation	10,225.10	12,613.00

**Note 1 - Partner's Current a/c**

Name	Balance as on 01.04.2023	Additional Contribution	Salary	Int. on Capital	Share of Profit	Debits During the Year		Balance as on 31.03.2024
						Capital drawings	Other Drawings	
Anukrishna A P Menon	11,05,913.43	1,00,000.00			1,04,604.94	10,00,255.00		3,10,263.37
Rohith A T	1,55,658.43				1,04,604.94	50,000.00		2,10,263.37
	12,61,571.86	1,00,000.00	-	-	2,09,209.87	10,50,255.00	-	5,20,526.73
<b>Current Capital a/c</b>								<b>5,20,526.73</b>

