


ALHIND TOURS & TRAVELS (P) LTD CALICUT

NOTES FORMING PART OF BALANCE SHEET AS AT 31st MARCH 2018

ANNEXURE NO.1 - LONG TERM BORROWINGS

PARTICULARS	As at 31st March 2018	As at 31st March 2017
<u>TERM LOANS FROM BANKS:</u>		
BAJAJ FINANCE	-	13,04,456
FEDERAL BANK - BUILDING LOAN	4,07,22,629	4,45,03,415
FEDERAL BANK - BUILDING LOAN (DELHI)	39,33,071	47,45,479
TATA CAPITAL FINANCE	-	14,87,671
KOTAK MAHINDRA	-	34,23,732
	4,46,55,700	
<u>VEHICLE LOANS FROM BANKS:</u>		
ICICI SCANIA 8800 LOAN A/C	20,96,474	59,91,793
ICICI SCANIA 8801 LOAN A/C	20,96,474	59,91,793
HDFC LOAN INNOVA KL.11.BG.599	11,08,104	15,31,500
ICICI EICHER LOAN A/C	6,91,274	13,22,704
LOAN FOR VEHICLE BREEZA	4,59,933	7,17,350
KL07 CH7629 - LOAN: HONDA AMAZE	4,29,433	6,69,778
ICICI CAR LOAN (ETIOS GD)	4,30,593	6,83,099
CAR ETIOS PAYABLE A/C KL 11 BC 3399	3,10,595	5,75,292
ICICI LOAN ON CAR - 897	1,10,412	2,83,761
ICICI LOAN ON CAR - 923	1,32,487	3,40,504
ICICI LOAN ON CAR - 929	1,32,487	3,40,504
ICICI LOAN ON CAR - 930	1,32,487	3,40,504
ICICI LOAN ON CAR - 943	1,67,955	4,31,651
ICICI ALTO 800 LOAN	30,769	1,45,751
FEDERAL SCANIA 3501-3510 LOAN A/C	2,43,62,456	-
HDFC MAZDA LOAN A/C	21,01,855	-
HDFC ETIOS KL 11 BK 6099 LAON	8,03,200	-
HDFC ETIOS KL 11 BL 5099 LOAN	8,03,200	-
BREZZA-ANVAR SADATH(13897400004077)	7,74,476	-
CRETA KL11 BH77 (13897400003970)	7,43,190	-
CAR LOAN FROM FEDERAL BANK	6,39,846	-
ETIOS LIVA - NAJEEB(13897400004085)	6,74,697	-
INNOVA CRYSTA LOAN-ICICI BANK	6,08,081	-
ETIOS KL11BG9777(13897400003962)	4,26,792	-
KWID LOAN SAJEEV ATT	3,69,285	-
WAGON R LOAN ACCOUNT	3,72,089	-
TWO WHEELER - ASHIF & SUHAIL LOAN	1,67,733	-
ALHIND TWO WHEELER LOAN A/C	44,801	-
HDFC TWO WHEELER LOAN A/C	45,925	-
TWO WHEELER LOAN(HERO BIKE)	40,574	-
MOTOR CYCLE LOAN	40,574	-
ICICI LOANS ERTICA KL-11 AU-3560	-	25,806
LOAN VISTA-ICICI BANK	-	98,906
KL11 AU 4111- INNOVA LOAN	-	38,503
LOAN HONDA AMAZE	-	73,489
	4,13,48,251	
	8,60,03,951	7,50,67,441



ALHIND TOURS & TRAVELS (P) LTD CALICUT

NOTES FORMING PART OF BALANCE SHEET AS AT 31st MARCH 2018

ANNEXURE NO. 2 - TRADE PAYABLES

	PARTICULARS	As at 31st March 2018	As at 31st March 2017
	TRADE PAYABLES	15,83,99,650	19,28,75,813
		15,83,99,650	19,28,75,813



ALHIND TOURS & TRAVELS (P) LTD CALICUT

NOTES FORMING PART OF BALANCE SHEET AS AT 31st MARCH 2018

ANNEXURE NO.3 - OTHER CURRENT LIABILITIES

PARTICULARS	As at 31st March 2018		As at 31st March 2017
STATUTORY DUES			
SERVICE TAX PAYABLE	-		6,94,429
GST PAYABLE	24,09,341		-
TDS PAYABLE	26,52,666		54,26,790
EPF PAYABLE	11,89,680		13,47,292
ESI PAYABLE	1,94,180		2,38,718
PROFESSIONAL TAX PAYABLE	2,93,687	67,39,554	1,06,224
ADVANCES RECEIVED FROM CUSTOMERS		23,31,14,031	18,74,00,469
OTHER OUTSTANDING LIABILITIES TO SUPPLIERS			
AIRLINES PAYMENTS	9,34,37,413		3,85,17,671
BANK CREDIT CARD PAYMENTS	4,14,90,149	13,49,27,562	6,57,20,263
BANK OVER DRAFT		7,52,54,811	6,11,12,812
DEPOSITS:			
SALARY DEPOSITS	85,500		10,000
FRANCHISEE DEPOSITS	24,03,820	24,89,320	24,03,820
		45,25,25,278	36,29,78,488




ALHIND TOURS & TRAVELS (P) LTD CALICUT

NOTES FORMING PART OF BALANCE SHEET AS AT 31st MARCH 2018

ANNEXURE NO.4 - SHORT TERM PROVISIONS

PARTICULARS	As at 31st March 2018		As at 31st March 2017
PROVISION FOR EMPLOYEE BENEFITS:			
SALARY PAYABLE	1,83,18,176		1,81,37,090
GRATUITY PAYABLE	87,38,875		85,26,247
BONUS PAYABLE	-		17,50,000
STAFF WELFARE FUND PAYABLE	91,754	2,71,48,805	50,926
SHORT TERM PROVISIONS - OTHERS:			
AUDIT FEE PAYABLE	4,50,000		6,05,000
RENT PAYABLE	16,70,478		13,63,883
ELECTRICITY EXPENSES PAYABLE	1,59,296		39,291
TELEPHONE EXPENSES PAYABLE	4,58,559		1,05,044
POSTAGE AND COURIER CHARGES PAYABLE	61,970		71,074
SWEEPING AND CLEANING PAYABLE	21,650	28,21,953	3,600
OTHER EXPENSES PAYABLE		9,46,395	8,19,484
		3,09,17,153	3,14,71,639




ALHIND TOURS & TRAVELS (P) LTD CALICUT

NOTES FORMING PART OF BALANCE SHEET AS AT 31st MARCH 2018

ANNEXURE NO. 6 - LONG TERM LOANS & ADVANCES

PARTICULARS	As at 31st March 2018	As at 31st March 2017
<u>SECURITY DEPOSITS WITH SUPPLIERS</u>		
TENDER	17,85,321	10,91,621
AIR ARABIA DEPOSIT	-	12,00,000
OTHER AIRLINES	28,41,267	8,91,267
	46,26,588	
<u>SECURITY DEPOSITS WITH OTHERS</u>		
RENT DEPOSIT	1,94,94,775	1,58,94,595
AMERICAN EXPRESS	19,08,269	16,25,550
AIRPORT AUTHORITY VIP LAUNCH	8,95,288	8,95,288
ELECTRICITY DEPOSIT	4,68,244	4,10,603
EARNEST MONEY DEPOSIT	1,46,000	6,46,000
DEPOSIT FOR CARGO	11,34,500	2,25,000
AIRPORT LOUNGE	-	15,503
TELEPHONE DEPOSIT	1,86,652	1,48,425
INFOBRAIN - TECHNOLOGIES	2,65,500	2,65,500
DDA HOUSING SCHEME 2014	1,00,322	1,00,322
AIRPORT AUTHORITY OF INDIA CCJ	24,000	24,000
GAS DEPOSIT	20,310	20,310
WATER DEPOSIT	4,650	4,650
OTHER DEPOSITS	4,31,100	4,05,600
GOVT INVESTMENT	-	1,000
	2,50,79,610	
<u>LOANS & ADVANCES TO OTHERS</u>		
ADVANCE FOR PURCHASE OF PROPERTY	1,00,00,000	1,00,00,000
ADVANCE FOR PURCHASE OF MOTOR CAR	-	1,55,746
	3,97,06,198	3,40,20,980




ALHIND TOURS & TRAVELS (P) LTD CALICUT

NOTES FORMING PART OF BALANCE SHEET AS AT 31st MARCH 2018

ANNEXURE NO. 7 - TRADE RECEIVABLES

	PARTICULARS	As at 31st March 2018	As at 31st March 2017
	TRADE RECEIVABLES	43,32,18,151	45,10,39,560
		43,32,18,151	45,10,39,560




ALHIND TOURS & TRAVELS (P) LTD CALICUT

NOTES FORMING PART OF BALANCE SHEET AS AT 31st MARCH 2018

ANNEXURE NO.8 - CASH AND CASH EQUIVALENTS

	PARTICULARS	As at 31st March 2018	As at 31st March 2017
	BALANCES WITH BANKS	7,05,46,135	10,68,43,689
	CASH ON HAND	38,78,269	83,24,083
	FIXED DEPOSITS WITH BANKS	2,22,32,291	2,66,20,544
		9,66,56,695	14,17,88,316




ALHIND TOURS & TRAVELS (P) LTD CALICUT

NOTES FORMING PART OF BALANCE SHEET AS AT 31st MARCH 2018

ANNEXURE NO. 9 - SHORT TERM LOANS & ADVANCES

PARTICULARS	As at 31st March 2018	As at 31st March 2017
ADVANCES TO EMPLOYEES	30,90,752	28,94,375
PREPAID EXPENSES:		
ADVANCE BSP INSURANCE PREMIUM	5,20,626	4,42,109
PREPAID FUEL CARD - BPCL	-	6,158
RENT ADVANCE	-	1,04,693
OTHER PREPAID EXPENSES	<u>26,04,670</u>	12,94,054
	62,16,048	47,41,389



ALHIND TOURS & TRAVELS (P) LTD CALICUT

NOTES FORMING PART OF BALANCE SHEET AS AT 31st MARCH 2018

ANNEXURE NO. 10 OTHER CURRENT ASSETS:

PARTICULARS	As at 31st March 2018		As at 31st March 2017
ADVANCES PAID TO SUPPLIERS		19,82,25,393	5,01,72,736
<u>BALANCES WITH STATUTORY AUTHORITIES</u>			
TDS RECEIVABLE	(1,00,203)		(30,93,118)
SERVICE TAX	1,92,60,089		1,92,60,089
INCOME TAX PAYMENT PENDING ADJUSTMENT	1,57,85,419	3,49,45,305	4,07,84,001
<u>BALANCES WITH OTHERS</u>			
INCENTIVE RECEIVABLE FROM AIRLINES	-		21,706
SOOKSHMATECH TOUR TECHNOLOGY	3,00,000	3,00,000	3,00,000
		23,34,70,698	10,74,45,414

