

ALHIND TOURS & TRAVELS (P) LTD CALICUT
BALANCE SHEET AS AT 31ST MARCH 2018


Particulars	Note No	As at 31 st March 2018	As at 31 st March 2017
		Amount in Rs.	Amount in Rs.
I. EQUITY AND LIABILITIES			
(1) Shareholder's Funds			
(a) Share Capital	1	2,50,00,000	1,50,00,000
(b) Reserves and Surplus	2	21,00,12,188	19,30,73,531
(c) Money received against share warrants			
(2) Share application money pending allotment			
(3) Non-Current Liabilities			
(a) Long-term borrowings	3	8,60,03,951	7,50,67,441
(b) Deferred tax liabilities (Net)	4	53,31,189	49,60,239
(c) Other Long term liabilities			
(d) Long term provisions			
(4) Current Liabilities			
(a) Short-term borrowings			
(b) Trade payables	5	15,83,99,650	19,28,75,813
(c) Other current liabilities	6	45,25,25,278	36,29,78,488
(d) Short-term provisions	7	3,09,17,153	3,14,71,639
Total		96,81,89,409	87,54,27,151
II.ASSETS			
(1) Non-current assets			
(a) Fixed assets			
(i) Tangible assets	8	15,66,91,466	13,36,82,086
(ii) Intangible assets			
(iii) Capital work-in-progress			
(iv) Intangible assets under development			
(b) Non-current investments			
(c) Deferred tax assets (net)			
(d) Long term loans and advances	9	3,97,06,198	3,40,20,980
(e) Other non-current assets			
(2) Current assets			
(a) Current investments			
(b) Inventories		22,30,153	27,09,406
(c) Trade receivables	10	43,32,18,151	45,10,39,560
(d) Cash and cash equivalents	11	9,66,56,695	14,17,88,316
(e) Short-term loans and advances	12	62,16,048	47,41,389
(f) Other current assets	13	23,34,70,698	10,74,45,414
SIGNIFICANT ACCOUNTING POLICIES AND OTHER NOTES	22		
Total		96,81,89,409	87,54,27,151

As per our report of even date.

For and on behalf of the Board:

M/S WARRIER & WARRIER
CHARTERED ACCOUNTANTS
FIRM REGN NO. 004785 S

C.B.M. WARRIER. BSc. FCA.
MEMBERSHIP NO. 06390
PARTNER



PV. VALSARAJ
(Managing Director)

T. MOHAMMED HARIS
(Director)

DATE: 13th September, 2018


ALHIND TOURS & TRAVELS (P) LTD CALICUT
STATEMENT OF PROFIT AND LOSS FOR THE YEAR ENDED 31ST MARCH 2018

	Particulars	Note No	For the year ended 31 st March 2018	For the year ended 31 st March 2017
			Amount in Rs.	Amount in Rs.
I	Revenue from operations	14	8,21,18,07,854	7,19,13,96,999
II	Other Income	15	79,40,307	82,21,192
III	Total Revenue (I +II)		8,21,97,48,161	7,19,96,18,191
IV	Expenses:			
	Cost of Services/materials consumed	16	7,84,04,05,476	6,87,21,95,091
	Change in Inventories of Forex Stock	17	4,79,253	(10,87,074)
	Employee benefit expense	18	20,71,38,663	16,95,40,086
	Financial costs	19	2,09,72,416	2,25,21,617
	Depreciation and amortization expense	20	2,18,27,921	1,90,55,713
	Other expenses	21	10,30,64,882	7,65,13,458
	Total Expenses		8,19,38,88,611	7,15,87,38,891
V	Profit before exceptional and extraordinary items and tax (III - IV)		2,58,59,550	4,08,79,300
VI	Exceptional Items		-	-
VII	Profit before extraordinary items and tax (V - VI)		2,58,59,550	4,08,79,300
VIII	Extraordinary Items		-	-
IX	Profit before tax (VII - VIII)		2,58,59,550	4,08,79,300
X	Tax expense:			
	(1) Current tax		85,49,943	1,35,15,923
	(2) Deferred tax Liability		3,70,950	2,69,930
XI	Profit(Loss) from the period from continuing operations (IX - X)		1,69,38,657	2,70,93,447
XII	Profit/(Loss) from discontinuing operations		-	-
XIII	Tax expense of discounting operations		-	-
XIV	Profit/(Loss) from Discontinuing operations (XII - XIII)		-	-
XV	Profit/(Loss) for the period (XI + XIV)		1,69,38,657	2,70,93,447
XVI	Earning per equity share:			
	(1) Basic & Diluted		339	542
	SIGNIFICANT ACCOUNTING POLICIES AND OTHER NOTES	22		


As per our report of even date.

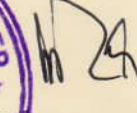
For and on behalf of the Board:

M/S WARRIER & WARRIER
 CHARTERED ACCOUNTANTS
 FIRM REGN NO. 004785 S



C.B.M. WARRIER BSc. FCA
 MEMBERSHIP NO. 06390
 PARTNER




 PV. VALSARAJ
 (Managing Director)


 T. MOHAMMED HARIS
 (Director)

DATE: 13th September, 2018

ALHIND TOURS & TRAVELS PRIVATE LIMITED
CASH FLOW STATEMENT FOR THE YEAR 2017-18

PARTICULARS	As At 31st March, 2018	As At 31st March, 2017
A. CASH FLOW FROM OPERATING ACTIVITIES		
Profit before tax	2,58,59,550	4,08,79,300
Adjustments to reconcile profit before tax to cash provided by operating activities		
Depreciation	2,18,27,921	1,90,55,713
Loss on Sale of Assets	(21,19,574)	7,94,832
Interest Expense	2,09,72,416	2,25,21,617
Prior Period Items	-	-
Operating Profit before Working Capital Changes	6,65,40,313	8,32,51,462
Changes in working Capital		
Inventories	4,79,253	(10,87,074)
Trade Receivables	1,78,21,409	(5,65,15,246)
Loans and Advances	(13,31,85,161)	3,06,22,028
Trade Payables	(3,44,76,163)	3,19,00,130
Other Current Liabilities	8,89,92,304	3,37,20,658
Cash generated from Operations	61,71,955	12,18,91,958
Direct Taxes Paid	(85,49,943)	(1,35,15,923)
Net Cash from Operating Activities	(23,77,988)	10,83,76,035
B. CASH FLOW FROM INVESTING ACTIVITY		
Increase in share capital	1,00,00,000	-
Purchase of Fixed Assets	(5,02,34,227)	(4,02,27,334)
Sale of Fixed Asset	75,16,500	26,00,208
Net Cash Used In Investing Activities	(3,27,17,727)	(3,76,27,126)
C. CASH FLOW FROM FINANCING ACTIVITY		
Repayment of borrowings(Net)	1,09,36,510	(1,56,80,190)
Proceeds of Short Term Borrowings	-	-
Proceeds from Issue of Share Capital	-	-
Share Application Money Pending Allotment	-	-
Interest paid	(2,09,72,416)	(2,25,21,617)
Dividend Paid	-	-
Dividend Tax Paid	-	-
Net cash Used in Financing Activities	(1,00,35,906)	(3,82,01,807)
Net increase/(decrease) in Cash & Cash Equivalents	(4,51,31,621)	3,25,47,102
Opening balance of Cash & Cash Equivalents	14,17,88,316	10,92,41,214
Closing Cash & Cash Equivalents	9,66,56,695	14,17,88,316

Note to the cash flow statement

- The Cash Flow Statement has been prepared under the " Indirect Method" as set out in Accounting Standard -3 on Cash Flow Statements.
- Figures in bracket indicate Cash outgo.


Significant Accounting Policies
Notes on Financial Statements

} 22

As per our report of even date.

For and on behalf of the Board:

M/S WARRIER & WARRIER
CHARTERED ACCOUNTANTS
FIRM REGN NO. 004785 S



C.B.M. WARRIER. BSc. FCA.
MEMBERSHIP NO. 6390
PARTNER

PV. VALSARAJ
(Managing Director)

T. MOHAMMED HARIS
(Director)

DATE: 13th September, 2018

ALHIND TOURS & TRAVELS (P) LTD CALICUT
NOTES FORMING PART OF BALANCE SHEET AS AT 31st MARCH 2018


1 SHARE CAPITAL			
PARTICULARS		As at 31st March 2018	As at 31st March 2017
<u>EQUITY SHARE CAPITAL:</u>			
<u>AUTHORISED</u>			
2,50,000 EQUITY SHARES (PREVIOUS YEAR: 1,50,000) OF Rs 100 EACH		2,50,00,000	1,50,00,000
<u>ISSUED SUBSCRIBED AND PAID UP:</u>			
ISSUED AND SUBSCRIBED 2,50,000 EQUITY SHARES (PREVIOUS YEAR: 1,50,000) OF Rs. 100 EACH FULLY PAID UP		2,50,00,000	1,50,00,000

The company has only one class of share preferred to as equity shares having a par value of Rs.100

PARTICULARS		CURRENT YEAR No. Of Share	PREVIOUS YEAR No. Of Share
1. Reconciliation of the No. of Share			
Outstanding at the beginning of the year		1,50,000	1,50,000
Allotted during the year		1,00,000	-
Outstanding at the end of the year		2,50,000	1,50,000
2. Share held by each share holders holding more than 5 % share			
(i) P.V.VALSARAJ		50%	50%
(ii) T. MOHAMMED HARIS		50%	50%

2 RESERVES & SURPLUS:			
PARTICULARS		As at 31st March 2018	As at 31st March 2017
<u>GENERAL RESERVE:</u>			
BALANCE AS PER LAST BALANCE SHEET		19,30,73,531	16,59,80,084
ADD: TRANSFER FROM STATEMENT OF PROFIT & LOSS		1,69,38,657	2,70,93,447
		21,00,12,188	19,30,73,531

3 LONG TERM BORROWINGS:			
PARTICULARS		As at 31st March 2018	As at 31st March 2017
TERM LOANS FROM BANKS (Security - own property of the company)		4,46,55,700	5,54,64,753
VEHICLE LOANS FROM BANKS (Security - same vehicle)		4,13,48,251	1,96,02,688
		8,60,03,951	7,50,67,441



ALHIND TOURS & TRAVELS (P) LTD CALICUT
NOTES FORMING PART OF BALANCE SHEET AS AT 31st MARCH 2018

4 DEFERRED TAX LIABILITIES (NET):			
	PARTICULARS	As at 31st March 2018	As at 31st March 2017
	OPENING BALANCE	49,60,239	46,90,309
	TIMING DIFFERENCE FOR THE YEAR	3,70,950	2,69,930
		53,31,189	49,60,239

5 TRADE PAYABLES:			
	PARTICULARS	As at 31st March 2018	As at 31st March 2017
	TRADE PAYABLES	15,83,99,650	19,28,75,813
		15,83,99,650	19,28,75,813

6 OTHER CURRENT LIABILITIES:			
	PARTICULARS	As at 31st March 2018	As at 31st March 2017
	STATUTORY DUES	67,39,554	78,13,453
	ADVANCES RECEIVED FROM CUSTOMERS	23,31,14,031	18,74,00,469
	OTHER OUTSTANDING LIABILITIES TO SUPPLIERS	13,49,27,562	10,42,37,934
	BANK OVER DRAFT	7,52,54,811	6,11,12,812
	DEPOSITS	24,89,320	24,13,820
		45,25,25,278	36,29,78,488

7 SHORT TERM PROVISIONS:			
	PARTICULARS	As at 31st March 2018	As at 31st March 2017
	PROVISION FOR EMPLOYEE BENEFITS	2,71,48,805	2,84,64,263
	SHORT TERM PROVISIONS - OTHERS	28,21,953	21,87,892
	OTHER EXPENSES PAYABLE	9,46,395	8,19,484
		3,09,17,153	3,14,71,639




ALHIND TOURS & TRAVELS (P) LTD CALICUT
NOTES FORMING PART OF BALANCE SHEET AS AT 31st MARCH 2018

8 TANGIBLE ASSETS:			
	PARTICULARS	As at 31st March 2018	As at 31st March 2017
	TANGIBLE ASSETS	15,66,91,466	13,36,82,086
		15,66,91,466	13,36,82,086

9 LONG TERM LOANS AND ADVANCES:			
	PARTICULARS	As at 31st March 2018	As at 31st March 2017
	SECURITY DEPOSITS WITH SUPPLIERS	46,26,588	31,82,888
	SECURITY DEPOSITS WITH OTHERS	2,50,79,610	2,06,82,346
	LOANS & ADVANCES TO OTHERS	1,00,00,000	1,01,55,746
		3,97,06,198	3,40,20,980

10 TRADE RECEIVABLES			
	PARTICULARS	As at 31st March 2018	As at 31st March 2017
	TRADE RECEIVABLES	43,32,18,151	45,10,39,560
		43,32,18,151	45,10,39,560

11 CASH AND CASH EQUIVALENTS:			
	PARTICULARS	As at 31st March 2018	As at 31st March 2017
	BALANCES WITH BANKS	7,05,46,135	10,68,43,689
	CASH ON HAND	38,78,269	83,24,083
	FIXED DEPOSITS WITH BANKS	2,22,32,291	2,66,20,544
		9,66,56,695	14,17,88,316




ALHIND TOURS & TRAVELS (P) LTD CALICUT
NOTES FORMING PART OF BALANCE SHEET AS AT 31st MARCH 2018

12 SHORT TERM LOANS AND ADVANCES:

	PARTICULARS	As at 31st March 2018	As at 31st March 2017
	ADVANCES TO EMPLOYEES	30,90,752	28,94,375
	PREPAID EXPENSES	31,25,296	18,47,014
		62,16,048	47,41,389


13 OTHER CURRENT ASSETS:

	PARTICULARS	As at 31st March 2018	As at 31st March 2017
	ADVANCES TO SUPPLIER	19,82,25,393	5,01,72,736
	BALANCES WITH STATUTORY AUTHORITIES	3,49,45,305	5,69,50,972
	BALANCES WITH OTHERS	3,00,000	3,21,706
		23,34,70,698	10,74,45,414




ALHIND TOURS & TRAVELS (P) LTD CALICUT
NOTES FORMING PART OF STATEMENT OF PROFIT AND LOSS
FOR THE YEAR ENDED 31st MARCH 2018

	Particulars	As at 31 st March 2018	As at 31 st March 2017
14	REVENUE FROM OPERATIONS:		
	SALE OF SERVICES:		
	TICKET SALES	6,63,93,94,269	6,25,30,72,702
	FOREX SALES	1,31,43,40,723	70,26,32,167
	MISCELLANEOUS SERVICE INCOME	8,64,40,749	6,91,10,801
	OTHER OPERATING REVENUES:	17,16,32,113	16,65,81,329
		8,21,18,07,854	7,19,13,96,999
15	OTHER INCOME	79,40,307	82,21,192
		79,40,307	82,21,192
16	PURCHASE OF SERVICES		
	TICKET PURCHASES	6,53,45,06,137	6,17,56,15,745
	FOREX PURCHASE	1,30,58,99,339	69,65,79,346
		7,84,04,05,476	6,87,21,95,091
17	CHANGE IN INVENTORIES OF FOREX STOCK:		
	OPENING STOCK (CURRENCY)	27,09,406	16,22,332
	LESS: CLOSING STOCK (CURRENCY)	22,30,153	27,09,406
		4,79,253	(10,87,074)
18	EMPLOYEE BENEFIT EXPENSE		
	SALARY & ALLOWANCES	16,58,67,456	13,23,26,199
	BONUS	21,000	17,50,000
	DIRECTORS SALARY	1,67,40,000	1,67,40,000
	GRATUITY	2,12,628	5,31,466
	ESI EMPLOYERS CONTRIBUTION	14,73,525	10,12,282
	STAFF WELFARE EXPENSES	44,30,356	48,19,783
	FOOD AND ACCOMODATION	2,85,335	2,35,467
	EPF EMPLOYERS CONTRIBUTION	67,72,444	45,73,172
	FOOD&TRAVELLING EXPENSES (DRIVERS/CLEANERS)	40,49,313	18,04,064
	STAFF FESTIVAL ALLOWANCE	40,55,169	34,53,305
	STAFF MEDICAL INSURANCE	7,01,568	3,71,331
	KSHEMANIDHI EMPLOYERS CONTRIBUTION	4,320	11,620
	RENT FOR STAFF ACCOMMODATION	25,25,549	19,11,397
		20,71,38,663	16,95,40,086
19	FINANCE COSTS		
	BANK CHARGES	48,32,965	57,60,779
	INTEREST ON BANK LOAN	1,61,39,451	1,67,60,838
		2,09,72,416	2,25,21,617
20	DEPRECIATION AND AMORTISATION EXPENSES		
	DEPRECIATION	2,18,27,921	1,90,55,713




ALHIND TOURS & TRAVELS (P) LTD CALICUT
NOTES FORMING PART OF STATEMENT OF PROFIT AND LOSS
FOR THE YEAR ENDED 31st MARCH 2018

	Particulars	As at 31 st March 2018	As at 31 st March 2017
21	OTHER EXPENSES		
	OFFICE EXPENSES:		
	ANNUITY SUBSCRIPTION AND MEMBERSHIP FEES	33,47,272	29,18,835
	TRAVELLING EXPENSES	82,16,481	65,59,699
	POSTAGE & COURIER EXPENSES	40,58,876	44,10,578
	BOOKS AND PERIODICALS	87,015	85,544
	OFFICE RENT	2,49,01,210	1,79,12,076
	CLEANING EXPENSES	10,40,508	8,51,986
	PRINTING AND STATIONARY	35,97,803	42,15,877
	ELECTRICITY EXPENSES	72,78,672	59,84,743
	WATER EXPENSES	6,49,894	3,71,453
	SECURITY EXPENSES	2,63,760	2,83,000
		5,34,41,491	4,35,93,791
	REPAIRS & MAINTENANCE		
	MAINTENANCE OF COMPUTER	3,11,407	5,33,745
	MAINTENANCE OF SOFTWARE	10,98,150	11,87,515
	MAINTENANCE OF PRINTER & TYPEWRITER	3,20,296	2,65,395
	MAINTENANCE OF AIR CONDITIONER	2,42,402	3,04,746
	MAINTENANCE OF ELECTRICAL FITTINGS	3,89,212	1,92,535
	MAINTENANCE OF FURNITURE & FIXTURES	3,55,725	2,35,788
	MAINTENANCE OF GENERATOR	1,18,369	55,119
	MAINTENANCE OF MOTOR VEHICLES	67,88,766	25,61,977
	MAINTENANCE OF OFFICE	33,75,860	29,20,119
	MAINTENANCE OF TELEPHONE/EPABX	29,189	42,875
	MAINTENANCE OF UPS	39,470	47,278
	MAINTENANCE OF XEROX MACHINE	87,432	23,365
		1,31,56,278	83,70,457
	FUEL EXPENSES		
	FUEL FOR MOTOR VEHICLES	7,24,959	7,99,686
	FUEL FOR GENERATOR	92,221	3,72,960
		8,17,180	11,72,646
	VEHICLE EXPENSES		
	VEHICLE EXPENSES - INSURANCE	10,88,679	6,17,999
	VEHICLE EXPENSES - OTHERS	2,28,546	2,99,580
		13,17,225	9,17,579
	TELEPHONE & COMMUNICATION EXPENSES		
	TELEPHONE EXPENSES	60,03,933	56,70,207
	INTERNET EXPENSES	12,39,118	9,54,317
		72,43,051	66,24,524



ALHIND TOURS & TRAVELS (P) LTD CALICUT
NOTES FORMING PART OF STATEMENT OF PROFIT AND LOSS
FOR THE YEAR ENDED 31st MARCH 2018

	Particulars	As at 31 st March 2018	As at 31 st March 2017
	OTHER EXPENSES		
	ADVERTISEMENT	59,77,281	44,20,329
	AUDITORS REMUNARATION:		
	- STATUTORY AUDIT FEE	4,50,000	4,50,000
	- TAXATION MATTERS	1,00,000	1,00,000
	- OTHER MATTERS	-	-
	BAD DEBTS - WRITTEN OFF	13,21,256	5,00,666
	BUSINESS PROMOTION EXPENSES	35,11,491	39,01,025
	CHARITY AND DONATIONS	1,52,761	3,82,321
	CONSULTATION FEES	69,38,278	6,34,764
	FEES AND TAXES	7,00,541	9,32,110
	INSURANCE PREMIUM	11,48,997	8,24,030
	INCOME TAX	1,95,000	-
	INTEREST ON SERVICE TAX	3,21,300	2,57,311
	LEGAL EXPENSES	35,16,597	8,96,245
	LOSS ON VEHICLE SALE A/C	15,37,649	7,94,832
	SALES AND MARKETING	3,77,112	5,03,725
	MISC EXPENSES	4,96,457	12,02,158
	COMMISSION & BROKERAGE	2,29,620	33,546
	TOLL AND PARKING	1,15,531	3,296
	ROUNDING OFF OF BILLS	(214)	(1,897)
		2,70,89,657	1,58,34,461
	TOTAL	10,30,64,882	7,65,13,458



ALHIND TOURS & TRAVELS (P) LTD CALICUT
NOTES FORMING PART OF BALANCE SHEET AS AT 31st MARCH 2018

DEPRECIATION SCHEDULE:

PARTICULARS	WDV AS ON 01-04-17	ADDITION	DELETION	TOTAL	DEPRECIATION	WDV AS ON 31-03-18
Land	1,56,33,000	1,27,49,000	-	2,83,82,000	-	2,83,82,000
Building	3,98,62,531	9,83,960	-	4,08,46,491	19,37,036	3,89,09,455
Furniture & Fittings	1,85,11,887	19,16,791		2,04,28,678	48,15,204	1,56,13,474
Plant & Machinery	1,50,58,776	19,50,251	66,471	1,69,42,556	15,18,439	1,54,24,117
Software	1,53,75,663	2,69,051	-	1,56,44,714	22,76,238	1,33,68,476
Motor Vehicle	2,53,96,845	2,99,98,281	53,30,454	5,00,64,672	90,38,954	4,10,25,718
Computer	38,43,383	23,66,893	-	62,10,276	22,42,050	39,68,226
TOTAL	13,36,82,085	5,02,34,227	53,96,925	17,85,19,388	2,18,27,921	15,66,91,466

