

Deva Hospitality Private Limited			
1289E, 2nd Floor, Peringattu Building, Civil Line Road, Palarivattom, Cochin-25			
Balance Sheet As At 31st March 2015			
	Note No.	As at 31/03/2015 Amount in Rs	As at 31/03/2014 Amount in Rs
EQUITY & LIABILITIES			
Shareholders' Funds			
- Share Capital	1	400,000.00	400,000.00
- Reserves and Surplus	2	(2,012,469.42)	(1,960,209.35)
Non - Current Liabilities			
Long-term Borrowings	3	425,466.00	-
Other Long-term Liabilities		-	-
Current Liabilities			
a) Short -term Borrowings	4	97,386.00	
b) Trade Payables	5	9,312,565.80	10,325,264.80
c) Other Current Liabilities	6	1,543,632.52	2,370,095.40
d) Short-term Provisions		-	-
Total		9,766,580.90	11,135,150.85
ASSETS			
Non-Current Assets			
a) Fixed Assets	7		
i) Tangible Assets		821,757.80	421,877.27
ii) Intangible Assets		152,398.20	333,532.00
iii) Capital work-in-Progress		-	-
b) Deferred Tax Asset (Net)	8	572,861.00	553,247.00
Current Assets			
a) Cash and Cash Equivalents	9	2,433,567.15	4,222,243.60
b) Trade Receivables	10	4,757,596.95	4,483,328.27
c) Short-term Loans and Advances	11	996,253.80	1,117,902.71
d) Other Current Assets	12	32,146.00	3,020.00
Total		9,766,580.90	11,135,150.85
Significant Accounting Policies Notes on Financial Statements	21 to 31		

Auditors' Report

On behalf of the Board of Directors

As per our report of event date attached

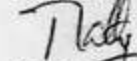
For Korah & Korah
Chartered Accountants
FRN : 006138S

Mathew Mani

Sumy Ajith


Director

Whole Time Director




Place : Palarivattom

Date : 05.09.2015



Ajit Paul

Partner

M.No:203458



Deva Hospitality Private Limited

1289E, 2nd Floor, Peringattu Building, Civil Line Road, Palarivattom, Cochin-25

Statement of Profit and Loss for the year ended 31st March, 2015

	<u>Sch</u>	<u>As at 31.3.2015</u> <u>Amount in Rs</u>	<u>As at 31.3.2014</u> <u>Amount in Rs</u>
INCOME			
Revenue from Operations	13	40,621,297.05	40,282,683.68
Other Income	14	234,173.08	141,499.78
Total Revenue		40,855,470.13	40,424,183.46
EXPENSES			
Tour Expenses	15	35,927,517.00	35,137,263.14
Vehicle Expenses	16	181,814.00	16,945.00
Employee Benefits Expense	17	2,715,859.00	3,221,723.00
Establishment and Other Expenses	18	1,565,025.93	1,842,861.26
Finance Costs	19	20,671.00	101.00
Depreciation and Amortization		516,457.27	144,511.00
Total Expenses		40,927,344.20	40,363,404.40
Profit/(Loss) before Prior Period Items and Tax		(71,874.07)	60,779.06
Less: Prior Period Expenditure		-	-
Profit/(Loss) before Tax		(71,874.07)	60,779.06
Provision for Taxation			
Current Tax		-	-
Deferred Tax		(19,614.00)	38,627.00
Profit/(Loss) for the year		(52,260.07)	22,152.06
Earnings Per Share - Basic	20	(1.31)	0.55
Earnings Per Share - Diluted		(1.31)	0.55
Significant Accounting Policies			
Notes on Financial Statements	21 to 31		

Auditors' Report

As per our report of event date attached
For Korah & Korah
Chartered Accountants
FRN : 006138S

On behalf of the Board of Directors


Mathew Mani
Director


Sunny Ajith
Whole Time Director


Ajit Paul
Partner
M.No:203458



Place : Palarivattom
Date : 05.09.2015




Deva Hospitality Private Limited
Cash Flow Statement for the year ended March 31, 2015

Particulars	Note No.	(In Rupees)	
		For the period 01.04.2014 to 31.03.2015	For the period 01.04.2013 to 31.03.2014
CASH FLOW FROM OPERATING ACTIVITIES			
Net profit before taxation and extra-ordinary items		(71,874.07)	60,779.06
Adjustments for:			
Depreciation		516,457.27	144,511.00
Interest income		(41,845.00)	(8,135.09)
Interest Expense		20,671.00	101.00
(Profit)/ loss on Chitty		66,867.00	27,071.00
(Profit)/ loss on sale of fixed assets		(160,000.00)	-
Operating profit before working capital changes		330,276.20	224,326.97
Adjustments for:			
(Increase)/decrease in Trade receivables		(274,268.68)	(1,226,599.32)
(Increase)/decrease in Pre-payments and other receivables		(183,715.09)	(162,586.60)
Increase/(decrease) in Liabilities & provisions		(1,970,694.88)	4,534,059.04
Cash generated from operations		(2,098,402.45)	3,369,200.09
Direct Tax Payments		-	-
Net-Cash Flow from Operating Activities		(2,098,402.45)	3,369,200.09
CASH FLOW FROM INVESTING ACTIVITIES			
Purchase of Fixed Assets including Capital work-in-progress		(735,204.00)	(80,797.00)
Proceeds from sale of Fixed Assets		160,000.00	-
Investments in chitty		(387,228.00)	(577,696.00)
Interest received		41,845.00	8,135.09
Proceeds from chitty		728,132.00	844,457.00
Net Cash Flow from Investing Activities		(192,455.00)	194,099.09
CASH FLOW FROM FINANCING ACTIVITIES			
Proceeds from issue of Share Capital		-	-
Interest paid		(20,671.00)	(101.00)
Proceeds from Long-term borrowing		425,466.00	-
Proceeds from Short-term borrowing		97,386.00	-
Repayment of Long-term borrowing		-	-
Net Cash Flow from Financing Activities		502,181.00	(101.00)
Net increase/(decrease) in cash and cash equivalents		(1,788,676.45)	3,563,198.18
Cash and cash equivalents at the beginning of the period		4,222,243.60	659,045.42
Cash and cash equivalents at the end of the period		2,433,567.15	4,222,243.60

Auditors Report

As per our Audit Report of even date attached.

For Korah & Korah
Chartered Accountants
FRN No. 006138S


Ajit Paul, FCA, DISA
Partner
M.No:203458
Place: Palarivattom
Date: 05-09-2015

On behalf of the Board
For Deva Hospitality Private Limited


Mathew Mani
Director


Sumy Ajith
W. Director



DEVA HOSPITALITY PRIVATE LIMITED

Notes to the Financial Statements for the year ended 31st March, 2015

Significant Accounting Policies

A. Basis of Preparation of Financial Statements

The financial statements have been prepared under the historical cost convention in accordance with the generally accepted accounting principles in India and the provisions of the Companies Act, 2013. The Company adopts the accrual concept in the preparation of accounts.

B. Use of Estimates

The preparation of financial statements require estimates and assumptions to be made that affect the reported amount of assets and liabilities on the date of the financial statements and the reported amount of revenues and expenses during the reporting period. Difference between the actual results and estimates are recognised in the period in which the results are known/materialised.

C. Fixed Assets

- a) Fixed Assets, are stated at cost of acquisition inclusive of all costs directly attributable for bringing the assets to their working condition for their intended use.
- b) Intangible Assets - (i) Expenditure incurred for occupancy license on Mahindra Holidays & Resorts, which will generate probable future economic benefits are recognised as intangible assets. (ii) Purchase of computer software used for the purpose of operations is capitalised, however any expenditure on software support, maintenance, upgrade etc, payable periodically is charged to Profit and Loss Account. (iii) Expenditure incurred for acquiring website domain space for 3 years is capitalised as Intangible Asset

D. Depreciation

- a) Depreciation is provided on tangible assets on written down value method at the rates prescribed in the Schedule II of the Companies Act, 2013.
- b) Intangible assets are amortised over the useful life of the product considered at the end of each financial year.
- c) In respect of assets added/assets sold/written off as loss during the year pro-rata depreciation has been provided at the rates prescribed under Schedule II of the Companies Act, 2013.

E. Provision for Current and Deferred Tax

Provision for Current tax is made after taking into consideration benefits admissible under the provisions of the Income Tax Act, 1961. Deferred tax resulting from "timing differences" between taxable and accounting income is accounted for using the tax rates and laws that are enacted or substantively enacted as on the Balance Sheet date. The Deferred Tax asset is recognised and carried forward only to the extent that there is reasonable/virtual certainty that the asset will be realised in future.

F. Employees Benefits (AS-15)

a) Provision for Gratuity

Payment of Gratuity Act, 1972 is not applicable to the company, as the number of employees employed by the company on any day of the previous year is less than ten, the minimum stipulated number. Hence provision for gratuity has not been calculated and provided.

b) Leave Encashment

Employees are eligible only for non encashable earned leave and hence provision for leave encashment not required.

c) EPF Act and ESI Act

Since the number of employees are less than 10, provisions of EPF Act and ESI Act are not applicable to the company. No provision has been made in the books in respect of long term and terminal benefits since reasonable estimate of the same cannot be made in the opinion of the management.



G. Provisions and Contingencies

Provisions are recognized when the company has a legal and constructive obligation as a result of a past event, for which it is probable that cash outflow will be required and a reliable estimate can be made of the amount of obligation. Contingent liabilities are disclosed when the company has a possible or present obligation where it is not probable that an outflow of resources will be required to settle it. Contingent assets are neither recognized nor disclosed.

H. Earnings Per Share AS-(20)

Basic and Diluted earnings per share is computed in accordance with Accounting Standards 20 Earning per Share. Basic earnings per share is computed by dividing the net profit after tax by the weighted average number of equity shares outstanding during the year.

Diluted earnings per share reflect the potential dilution that could occur if securities or contracts to issue equity shares were exercised or converted during the year.

Diluted earnings per share is computed using the weighted average number of equity shares outstanding during the year and dilutive potential equity shares outstanding at year end.

	(In Rupees) As at 31.03.2015	(In Rupees) As at 31.03.2014
1 Share Capital		
Authorised:		
50,000 Equity Shares of Rs.10/- each	500,000.00	500,000.00
Issued, Subscribed, Called-up and Paid-up		
40,000 Equity Shares of Rs.10/- each	400,000.00	400,000.00
(Previous year - 10,000/- Equity Shares of Rs.10/-)		
1.1 Details of Share Holders holding more than 5% of Equity Shares		
Shareholders	Number of shares	Number of shares
Sumy Ajith	39900	36000
% of Holding	99.75%	90.00%
Ajith Edassery	-	3900
% of Holding	-	9.75%
1.2 Statement of Reconciliation of Equity Capital		
Particulars		
No. of Shares at the beginning of the year	40000	40000
Add: Shares issued during the year	-	-
Less : Shares bought back during the year	-	-
No. of Shares at the end of the year	40000	40000
2 Reserves and Surplus		
Profit and Loss Account		
Opening Balance	(1,960,209.35)	
Add: Profit/(Loss) for the year	(52,260.07)	
Total	(2,012,469.42)	(1,960,209.35)
	(2,012,469.42)	(1,960,209.35)
3 Long-term Borrowings		
Secured		
Kotak Mahindra Prime Limited	425,466.00	-
Total	425,466.00	-
4 Short-term Borrowings		
Secured		
Kotak Mahindra Prime Limited	97,386.00	-
Total	97,386.00	-
5 Trade Payables		
Sundry Creditors	9,312,565.80	10,325,264.80
Total	9,312,565.80	10,325,264.80

Note

Out of the above amount due to Micro, Small and Medium Enterprises is not available with the assessee.



6 Other Current Liabilities		
Advance from Customers	571,047.70	1,202,222.52
Audit Fee Payable	34,200.00	36,777.00
Cleaning Charges Payable	2,350.00	
Drivers Bata- Anish Payable	8,700.00	
Electricity Charges Payable	6,618.00	7,642.00
Office Rent Payable	-	23,850.00
Postage & Courier Charges Payable	8,105.00	2,797.00
TDS Return Filing Charges Payable	-	-
Telephone Charges Payable	18,466.00	34,406.00
TAC Payable	7,442.00	2,872.00
TDS Payable	93,994.00	94,195.00
Service Tax Payable	4,982.82	6,246.78
KSFE Chitty - 2	-	279,008.00
KSFE Chitty - 3	410,541.00	-
Incentive Payable - Staff	109,783.00	56,491.00
Salary Payable - Staff	137,403.00	160,728.00
Ajith Edassery	-	403,000.00
Salary Payable -Sumy Ajith	130,000.00	59,860.00
Total	1,543,632.52	2,370,095.40

8 Deferred Tax Assets (Net)		
Unabsorbed business loss and depreciation	544,920.00	569,909.00
Difference between accounting and tax Depn.	27,941.00	(16,662.00)
Net Deferred Tax Asset/(Liability)	572,861.00	553,247.00

9 Cash and Cash Equivalents		
Cash in hand	397,024.00	809,676.50
Cash at bank -		
Axis Bank, Palarivattom	77,972.59	286,330.57
Federal Bank	23,839.60	31,736.60
HDFC Bank - Palarivattom	158,772.92	505,693.91
HDFC Bank - Palarivattom (2)	42,551.28	221,151.16
ICICI Bank - Palarivattom	350,512.74	1,732,244.99
State Bank Of India - Palarivattom	104,394.00	390,682.00
Union Bank of India	586,655.02	244,727.87
KSFE - Fixed Deposit	691,845.00	-
Total	2,433,567.15	4,222,243.60

10 Trade Receivables		
(Unsecured and considered good)		
Debts due for more than 6 months	762,347.48	650,763.03
Other Debts	3,995,249.47	3,832,565.24
Total	4,757,596.95	4,483,328.27



Note No. 7
Depreciation Schedule (as per Companies Act, 2013)

Particulars	Useful Life	Gross Block			Depreciation			Residual Value	Net Block		
		Cost as at 01.04.2014	Additions	Deductions	Cost as at 31.03.2015	On 01.04.2014	For the Year		Dep on Sale	Up to 31.03.2015	WDV as on 31.03.2015
Tangible Asset											
Air Conditioner	10 Years	19,000.00	-	-	19,000.00	14,372.30	4,370.41	-	18,742.71	257.29	4,627.70
Inventor	10 Years	66,420.00	17,000.00	-	83,420.00	34,078.73	14,119.32	-	48,198.05	35,221.95	32,341.27
Furniture & Fittings	10 Years	607,066.50	-	-	607,066.50	394,415.15	88,360.63	-	482,775.78	124,290.72	212,651.35
Computer & Accessories	3 Years	370,204.00	-	-	370,204.00	274,528.65	69,001.52	-	343,530.17	26,673.83	95,675.35
Electrical Fittings	10 Years	104,212.00	-	-	104,212.00	55,191.83	14,864.17	-	70,056.00	34,156.00	49,020.17
EPABX	10 Years	27,752.00	-	-	27,752.00	20,487.16	5,904.59	-	26,401.75	1,350.25	7,254.84
Mobile Phone	5 Years	4,750.00	-	-	4,750.00	3,407.63	1,104.87	-	4,512.50	237.50	1,342.37
Motor Car	6 Years	573,791.00	718,204.00	573,791.00	718,204.00	556,721.52	136,080.21	573,791.00	119,010.73	599,193.27	17,069.48
Water Purifier	5 years	7,540.00	-	-	7,540.00	5,645.26	1,517.74	-	7,163.00	377.00	1,894.74
		1,780,735.50	735,204.00	573,791.00	1,942,148.50	1,358,858.23	335,323.47	573,791.00	1,120,390.70	821,757.80	421,877.27
Intangible Asset											
Softwares	5 Years	31,000.00	-	-	31,000.00	18,600.00	11,930.30	-	30,530.30	469.70	12,400.00
Website Space	5 Years	1,394.00	-	-	1,394.00	163.00	1,056.09	-	1,219.09	174.91	1,231.00
Right of Apartment	20 Years	376,355.00	-	-	376,355.00	56,454.00	168,147.42	-	224,601.42	151,753.58	319,901.00
		408,749.00	-	-	408,749.00	75,217.00	181,133.80	-	256,350.80	152,398.20	333,532.00
Total		2,189,484.50	735,204.00	573,791.00	2,350,897.50	1,434,075.23	516,457.27	573,791.00	1,376,741.50	974,156.00	765,409.27
Previous Year		2,108,687.50	80,797.00	-	2,189,484.50	1,289,564.23	144,511.00	-	1,434,075.23	755,409.27	819,123.27



11 Short Term Loans and Advances		
<u>(Unsecured - Considered Good)</u>		
Rent Deposit		
Advance to Parties	100,000.00	100,000.00
Income Tax Pending Adjustment (F.Y. 05-06)	279,881.53	336,898.53
Income Tax Pending Adjustment (F.Y. 12-13)	34,255.00	34,255.00
Income Tax Pending Adjustment (F.Y. 13-14)	140,974.67	140,974.67
Prepaid Vehicle Insurance	180,441.51	-
FBT Collected (F.Y. 05-06)	23,674.00	5,599.00
TDS (13-14)	33,496.00	33,496.00
TDS(14-15)	-	180,441.51
KSFE Chitty -3	203,531.09	-
KSFE Chitty -4	-	176,238.00
Staff Advance	-	100,000.00
Total	-	10,000.00
	996,253.80	1,117,902.71

12 Other Current Assets		
Commission Receivable		-
Pre Paid Vehicle Tax	800.00	3,020.00
Pre Paid AMC	13,322.00	-
	18,024.00	-
	32,146.00	3,020.00

13 Revenue From Operations		
Tour Income	8,051,470.00	13,514,055.43
Tour Income-Ramada	79,005.00	-
House Boat Income	12,901,844.00	9,930,574.00
Hotel Booking Income	5,925,729.00	5,636,685.00
Hotel Booking Income - KTDC	5,098,092.00	2,626,103.00
Service Charge	953,799.05	751,049.25
Service Income	84,306.00	73,897.00
Ticket Income	1,201,533.00	1,300,182.00
Ticket Cancellation Income	-	6,919.00
Transport Income	5,958,894.00	6,422,519.00
Vehicle Income	279,425.00	-
Visa Income	87,200.00	20,700.00
Total	40,621,297.05	40,282,683.68

14 Other Income		
Profit on Sale of Vehicle	160,000.00	-
Interest on Income Tax Refund	-	8,135.09
Interest on KSFE(FD)	41,845.00	-
Bank Charges Refund	-	2,001.05
Commission Received	16,651.53	31,483.69
Credit Balance W/off	-	1,908.52
Discount Received	-	3,480.00
Miscellaneous Income	15,501.90	94,440.71
Round off	174.65	50.72
Total	234,173.08	141,499.78



15 Tour Expenses		
Boat Expenses		
Entry Fees	1,715,086.00	3,054,170.00
House Boat Expenses (L&L)	75,100.00	36,155.00
Hotel Booking Charges	12,901,844.00	9,930,574.00
Hotel Booking Charges (KTDC)	6,388,489.00	-
Kathakali Charges	5,098,092.00	2,626,103.00
Commission Expenses	-	300.00
Commission Expenses-We Are Holiday	44,045.00	144,824.00
Food Expenses	11,186.00	-
Retention Charges	216,224.00	56,568.00
Ticket Cancellation Charges	28,150.00	-
Ticket Charges	-	6,919.00
Tour Expense	1,201,533.00	1,300,182.00
Tour Expense-Ramada	1,476,308.00	9,193,387.14
Vehicle Hire Charges	79,005.00	-
Visa Charges	6,575,344.00	8,761,141.00
Guide charges	87,200.00	20,700.00
Total	29,911.00	6,240.00
	35,927,517.00	35,137,263.14

16 Vehicle Expenses		
Sundry Expenses-Vehicle	111.00	-
Permit Fee-Vehicle	900.00	-
Drivers Bata	67,581.00	-
Loan Processing Fee	6,285.00	-
Fine & Penalty	400.00	-
Fuel Charges - Vehicle	51,109.00	500.00
Insurance charges - Vehicle	24,491.00	7,455.00
Rates & Taxes - Vehicles	1,298.00	4,240.00
Consulting Fee - Vehicle	3,800.00	-
Repairs & Maintenance-Vehicle	25,839.00	4,750.00
Total	181,814.00	16,945.00

17 Employee Benefits Expense		
Salaries, Allowances and Incentives	2,058,061.00	2,381,723.00
Staff Welfare Expenses	1,131.00	-
Director's Remuneration	656,667.00	840,000.00
Total	2,715,859.00	3,221,723.00



18 Establishment and Other Expenses		
Audit Fee	34,200.00	30,000.00
Advertisement	57,052.00	156,859.00
Annual Subscription Charges	19,821.00	-
AMC Charges	30,032.00	15,393.00
Bad Debt	94,117.32	5,857.00
Balances W/off	35,696.05	242.29
Bank Charges	25,771.37	34,579.26
Business Promotion Expenses	312,531.00	498,354.60
Postage & Courier Charges	5,347.00	7,722.00
Cancellation Charges	-	14,703.00
Cleaning Charges	26,200.00	12,750.00
Consultancy Charges	20,000.00	-
Credit Card Charges	9,269.82	24,371.61
Digital Signature Renewal	4,000.00	-
Donation Paid	8,000.00	64,400.00
Electricity Charges	42,232.00	47,614.00
Filing Charges (TDS Return)	1,620.00	705.00
Loss on Chitty	66,867.00	27,071.00
Marketing Expenses	-	52,000.00
Membership & Subscription Fees	8,380.00	24,134.00
Miscellaneous Expenses	-	3,435.00
Office Expenses	31,688.00	17,061.50
Penal Charges	1,264.00	-
Professional Tax(company)	2,500.00	-
Printing And Stationery	18,713.50	49,854.00
Rates and Taxes	1,595.00	716.00
Rent	323,300.00	318,000.00
Repairs & Maintenance-Office	3,100.00	-
ROC Filing Charges	14,000.00	1,500.00
Sales Promotion Expenses	1,225.00	2,535.00
Seminar Expenses	-	2,107.00
Service Tax Paid	149.87	-
TDS Paid (2009-10)	-	-
Telephone Charges	292,504.00	298,456.00
Toll & Parking Fee	4,469.00	130.00
TDS Return Filing Late Fee(2013-2014)	16,230.00	-
Travelling Allowances	7,000.00	-
Travelling Expenses	43,297.00	132,311.00
Water Charges	2,854.00	-
Total	1,565,025.93	1,842,861.26

19 Finance Costs		
Interest on TDS	21.00	-
Interest on Vehicle loan	20,635.00	-
Interest on Service Tax	15.00	101.00
Total	20,671.00	101.00

20 Earnings Per Share		
Earnings per Share - Basic		
Profit/(Loss) after Tax	52,260.07	22,152.06
No. of Shares for Basic EPS	40,000.00	40,000.00
Earnings per Share - Basis	1.31	0.55
Earnings per Share - Diluted		
Loss after Tax	52,260.07	22,152.06
Wted. Avg No.of Shares for Diluted EPS	40,000.00	40,000.00
Earnings per Share - Diluted	1.31	0.55

21 There are no contingent liabilities, which have not been provided for.

22 In the opinion of the Directors, the Current Assets, Loans and Advances have the values at which they are stated in the Balance Sheet, if realised in the ordinary course of business.



23 As per AS-18 (Related Party Disclosures), notified in the Companies (Accounting Standards) Rules 2006, the disclosure of transactions with related parties (other than reimbursements) are given below-

i) List of related parties where control exists and related parties with whom transactions have taken place and relationships:

a) Name of Related Parties and Nature of Relationship

Nature of Relationship

1. Key Management Personnel (KMP)

Name of Related Party

i) Sumy Ajith - W. Director

ii) Mathew Mani - Director

2. Enterprise over which KMP have Substantial Interest

i) Edassery's Lavender

b) The nature and volume of transactions (other than reimbursements) of the company with related parties

Particulars	KMP	Relative of KMP	Interested Enterprises
<u>Transactions during the year</u>			
Directors Remuneration	656,667.00	-	-
<u>Balances as at 31.03.2015</u>			
Remuneration Payable	130,000.00	-	-

24 Additional Information required under Schedule-III to the Companies Act, 2013

	As at 31.03.2015	As at 31.03.2014
a. Expenditure in Foreign currency	NIL	NIL
b. Earnings in Foreign Exchange	NIL	161,565.00
c. CIF value of Imports	NIL	NIL
d. No. of non resident shareholders	NIL	1
e. Remittance in foreign exchange on a/c of Dividend	NIL	NIL
f. i) Total Value of all imported raw materials, etc, consumed	NIL	NIL
ii) Total value of all indigenous raw materials, etc, consumed	NIL	NIL
iii) Percentage of each to the total consumption	NIL	NIL
g. <u>Foreign Exchange Differences</u>		
i) Debited to the statement of Profit and Loss A/c	NIL	NIL
ii) In respect of forward exchange contracts to be accounted in subsequent years	NIL	NIL
h. Auditors Remuneration		
(a) For Statutory Audit	17,100.00	15,000.00
(b) For Tax Audit	15,960.00	14,000.00
(c) Others	1,140.00	1,000.00
	34,200.00	30,000.00
i. Directors Remuneration		
Remuneration to Whole Time Directors	656,667.00	840,000.00

25 The company has initiated the process of identifying the suppliers who qualify under the definition of Micro and Small Enterprises as defined under Micro, Small and Medium Enterprises Development Act, 2006. Since no intimation has been received from the suppliers regarding their status under the said Act as at 31st March 2015, disclosures relating to amounts unpaid as at the year end if any have not been furnished.

26 There are no other particulars requiring disclosure as Additional information pursuant to Schedule III of the Companies Act, 2013 at this stage.



27 Balances of Trade Payables, Trade Receivables and Banks are subject to confirmation.

28 Figures in brackets denotes losses/negative values.

29 The company operates in a single segment. Hence, no additional disclosure under Accounting Standard - 17, "Segment Reporting" is required.

30 Figures of the Previous year have been regrouped/rearranged wherever found necessary.

31 Other Notes

a Balance of Cash and Fixed Assets are as physically verified and certified by the Management.

b The Company did not have any pending litigation as on the date of the Balance Sheet, which would adversely impact its financial position

c The company did not have any long-term contracts including derivative contracts for which there were any material foreseeable losses.


Auditors' Report

As per Our Report of even date

For Korah & Korah

Chartered Accountants

FRN - 006168S


Ajit Paul

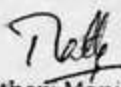
Partner


M.No-203458

Place : Palarivattom

Date : 05.09.2015

For and on behalf of the Board of Directors
of Deva Hospitality Private Limited


Mathew Mani
Director


Sunny Ajith
Whole Time Director

