


# INDIAN INCOME TAX RETURN ACKNOWLEDGEMENT

[Where the data of the Return of Income in Form ITR-1 (SAHAJ), ITR-2, ITR-3, ITR-4, ITR-5, ITR-6, ITR-7 filed and verified electronically]

Assessment Year  
**2019-20**

PERSONAL INFORMATION AND THE ACKNOWLEDGEMENT NUMBER	Name			PAN		
	GOLDEN PALACE TRAVELS & TOURS PRIVATE LIMITED			AAGCG4990A		
	Flat/Door/Block No	Name Of Premises/Building/Village			Form Number.	ITR-6
	17/1586 B3(41/340), MASS TOWER					
	Road/Street/Post Office	Area/Locality			Status	Pvt Company
	RAM MOHAN ROAD	Mass Tower, GR BEHIND ARYA SAMAJ MANDIR,				
	Town/City/District	State	Pin/ZipCode	Filed u/s		
	KOZHIKODE	KERALA	673004	139(4)-Belated		
	Assessing Officer Details (Ward/Circle)		WARD 1(2),KOZHIKODE			
	e-filing Acknowledgement Number		337834981140520			
COMPUTATION OF INCOME AND TAX THEREON	1	Gross total income			1	0
	2	Total Deductions under Chapter-VI-A			2	0
	3	Total Income			3	0
	3a	Deemed Total Income under AMT/MAT			3a	0
	3b	Current Year loss, if any			3b	4544261
	4	Net tax payable			4	0
	5	Interest and Fee Payable			5	1000
	6	Total tax, interest and Fee payable			6	1000
	7	Taxes Paid	a	Advance Tax	7a	0
			b	TDS	7b	12132
c			TCS	7c	0	
d			Self Assessment Tax	7d	0	
e			Total Taxes Paid (7a+7b+7c +7d)	7e	12132	
8	Tax Payable (6-7e)			8	0	
9	Refund (7e-6)			9	11130	
10	Exempt Income	Agriculture		10		
		Others				



Income Tax Return submitted electronically on 14-05-2020 17:08:24 from IP address 202.83.43.183 and verified by ABDUL SATHAR having PAN FFQPS0277K on 14-05-2020 17:08:24 from IP address 202.83.43.183 using **Digital Signature Certificate (DSC)**  
 DSC details: 15438701CN=e-Mudhra Sub CA for Class 2 Individual 2014,OU=Certifying Authority,O=eMudhra Consumer Services Limited,C=IN

**DO NOT SEND THIS ACKNOWLEDGEMENT TO CPC, BENGALURU**

**GOLDEN PALACE TRAVELS & TOURS PRIVATE LIMITED**  
**17/1586 B3(41/340), MASS TOWER, GR BEHIND ARYA SAMAJ MANDIR, RAM MOHAN ROAD,**  
**KOZHIKODE Kozhikode KL 673004 IN**

**STATEMENT OF INCOME FOR THE ASSESSMENT YEAR 2019-20**

<b>PREVIOUS YEAR ENDED</b>	:	<b>31/03/2019</b>
<b>P A N</b>	:	<b>AAGCG4990A</b>
<b>D.O.I</b>	:	<b>18/08/2016</b>
<b>STATUS</b>	:	<b>COMPANY</b>

**Profit & Gains from Business or Profession:**

Net Profit/(Loss) as Per Profit & Loss Account		(90,13,766.79)
Add: Inadmissibles		
Dissallowance under 40(a)(ia)	3,18,918.10	
Audit fee -Prior period	12,980.00	
Gst late fee	28,650.00	
Depreciation as per Companies Act	93,05,530.38	
		96,66,078.47
Less: Admissibles / Inadmissible Income		
Depreciation as per Income Tax Act u/s 32	51,96,573.03	

<b>Total Income</b>		51,96,573.03
		(45,44,261.34)

<b>Gross Total Income</b>		(45,44,261.00)
---------------------------	--	----------------

<b>Loss for the Year</b>		(45,44,261.00)
--------------------------	--	----------------

<b>TDS</b>		12,132.22
------------	--	-----------

<b>Fee U/S 234F</b>		1,000.00
---------------------	--	----------

<b>Refund due</b>		11,130.00
-------------------	--	-----------

**Loss Carried Forward to A.Y 2020-21**

	<b>Assessment Year Business Loss</b>	<b>Depreciation Loss</b>	<b>Total</b>
2019-20	-	45,44,261.00	45,44,261.00
2018-19	-	52,10,206.00	52,10,206.00
2017-18	12,64,233.00	73,20,472.00	85,84,705.00
	<b>12,64,233.00</b>	<b>1,70,74,939.00</b>	<b>1,83,39,172.00</b>



**GOLDEN PALACE TRAVELS & TOURS PRIVATE LIMITED**  
**17/1586 B3(41/340), MASS TOWER, GR BEHIND ARYA SAMAJ MANDIR, RAM MOHAN ROAD,**  
**KOZHICODE Kozhikode KL 673004 IN**

**BALANCE SHEET AS AT 31ST MARCH 2019**

Particulars	Note No	Figures as at the end of current reporting period	Figures as at the end of previous reporting period
<b>I. EQUITY AND LIABILITIES</b>			
<b>(1) Shareholder's Funds</b>			
(a) Share Capital	2.1	10,00,000.00	10,00,000.00
(b) Reserves and Surplus	2.2	(2,99,00,110.03)	(2,14,14,364.25)
(c) Money received against share warrants	3	-	-
		(2,89,00,110.03)	(2,04,14,364.25)
<b>(2) Share application money pending allotment</b>			
	4	-	-
<b>(3) Non-Current Liabilities</b>			
(a) Long-term borrowings	5	4,97,93,395.45	4,70,51,897.12
(b) Deferred tax liabilities (Net)	6	-	-
(c) Other Long term liabilities	7	-	-
(d) Long term provisions	8	-	-
		4,97,93,395.45	4,70,51,897.12
<b>(4) Current Liabilities</b>			
(a) Short-term borrowings	9	-	-
(b) Trade payables	10	12,980.00	80,700.00
(i) Total outstanding dues of Micro enterprises and small enterprises			
(ii) Total outstanding dues of creditors other than micro enterprises and small enterprises			
(c) Other current liabilities	11	7,619.04	51,333.30
(d) Short-term provisions	12	1,61,812.00	4,56,495.44
		1,82,411.04	5,88,528.74
<b>Total</b>		<b>2,10,75,696.46</b>	<b>2,72,26,061.61</b>
<b>II.Assets</b>			
<b>(1) Non-current assets</b>			
<i>(a) Property Plant and Equipment</i>			
(i) Tangible assets	13	1,42,23,543.66	2,35,29,074.03
(ii) Intangible assets		-	-
(iii) Capital work-in-progress		-	-
(iv) Intangible assets under development		-	-
(b) Non-current investments	14	-	-
(c) Deferred tax assets (net)	15	39,35,272.00	34,07,251.00
(d) Long term loans and advances	16	-	-
(e) Other non-current assets	17	-	-
		1,81,58,815.66	2,69,36,325.03
<b>(2) Current assets</b>			
(a) Current investments	18	-	-
(b) Inventories	19	-	-
(c) Trade receivables	20	11,88,625.00	(9,500.00)
(d) Cash and cash equivalents	21	14,69,301.95	52,414.95
(e) Short-term loans and advances	22	2,30,000.00	2,30,000.00
(f) Other current assets	23	28,953.85	16,821.63
		29,16,880.80	2,89,736.58
<b>Total</b>		<b>2,10,75,696.46</b>	<b>2,72,26,061.61</b>

See accompanying notes forming part of financial statements.

As per our report of even date attached

For and on behalf of the Board of Directors

For P.A. HAMEED & ASSOCIATES

Chartered Accountants

F R NO. 005527S

RAZIQ AHMED, FCA

Partner

Membership No.220045

Place : Calicut

Date: 05/09/2019

ANWAR SADATH SYEDKANNU

DIRECTOR

DIN: 07589212

Place : Calicut

Date: 05/09/2019

ABDUL SATHAR

DIRECTOR

DIN: 07589205

**GOLDEN PALACE TRAVELS & TOURS PRIVATE LIMITED**  
**17/1586 B3(41/340), MASS TOWER, GR BEHIND ARYA SAMAJ MANDIR, RAM MOHAN ROAD,**  
**KOZHIKODE Kozhikode KL 673004 IN**

**STATEMENT OF PROFIT & LOSS FOR THE YEAR ENDED 31st MARCH 2019**

Particulars	Note No	Figures as at the end of current reporting period	Figures as at the end of previous reporting period
<b>INCOME</b>			
I. Revenue from Operations	24	57,06,690.50	1,63,08,290.61
II. Other Income	25	1,39,970.98	53,925.74
<b>III. Total Revenue (I+II)</b>		<b>58,46,661.48</b>	<b>1,63,62,216.35</b>
<b>EXPENSE</b>			
IV. Expenses			
Cost of Raw Material and Components consumed	26	-	-
Purchases of Stock in Trade	27	-	-
Changes in Inventories of Finished Goods, Work in Progress & Stock in Trade	28	-	-
Employee Benefits Expense	29	9,33,540.00	30,58,166.00
Finance Costs	30	10,65,564.33	17,68,485.46
Depreciation and Amortization Expenses	31	93,05,530.38	1,54,37,340.68
Other Expenses	32	35,55,793.56	1,06,19,601.01
<b>Total Expenses</b>		<b>1,48,60,428.27</b>	<b>3,08,83,593.15</b>
V. Profit before exceptional and extraordinary items and tax (III - IV)		(90,13,766.79)	(1,45,21,376.80)
VI. Exceptional Items	33	-	-
VII. Profit before Extraordinary items and tax (V - VI)		(90,13,766.79)	(1,45,21,376.80)
VIII. Extraordinary Items	34	-	-
<b>IX. Profit before tax (VII - VIII)</b>		<b>(90,13,766.79)</b>	<b>(1,45,21,376.80)</b>
X. Tax expense:			
(1) Current tax	35	-	-
(2) Deferred tax	36	5,28,021.00	28,77,151.00
<b>XI. Profit(Loss) After Tax</b>		<b>(84,85,745.79)</b>	<b>(1,16,44,225.80)</b>
<b>Earnings Per Share</b>	<b>37</b>		
Basic		<b>(8,485.75)</b>	<b>(11,644.23)</b>
Diluted		<b>(8,485.75)</b>	<b>(11,644.23)</b>

Significant Accounting Policies

The accompanying notes are an integral part of financial statements.

As per our report of even date attached

For P.A. HAMEED & ASSOCIATES

Chartered Accountants

F R NO. 005527S

RAZIQ AHMED, FCA

Partner

Membership No.220045

Place : Calicut

Date: 05/09/2019

For and on behalf of the Board of Directors

ABDUL SATHAR

DIRECTOR

DIN: 07589212

Place : Calicut

Date: 05/09/2019

ABDUL SATHAR


DIRECTOR

DIN: 07589205

**GOLDEN PALACE TRAVELS & TOURS PRIVATE LIMITED**  
17/1586 B3(41/340), MASS TOWER, GR BEHIND ARYA SAMAJ MANDIR, RAM MOHAN ROAD,  
KOZHIKODE Kozhikode KL 673004 IN

**NOTES TO ACCOUNTS FORMING PART OF BALANCE SHEET AND STATEMENT OF PROFIT & LOSS ACCOUNT FOR THE YEAR ENDED 31-03-2019**

HEADS	Amount	Corresponding Previous Year Figures		
<b>NOTE No. 1 - SHARE CAPITAL</b>				
<b>a) Authorised Capital :</b>				
1000 Equity Shares of Rs. 1000/- Each with Voting Rights	10,00,000.00	10,00,000.00		
<b>b) Issued, Subscribed &amp; Fully Paid up Share Capital :</b>				
Equity Shares of Rs. 1000/- Each with Voting Rights	10,00,000.00	10,00,000.00		
<b>c) Issued and Subscribed But not Fully Paid :</b>				
Nil Equity Shares of Rs. 1000/- Each with Voting Rights				
<b>d) Reconciliation of the shares outstanding at the beginning and at the end of the year</b>				
PARTICULARS	Equity Shares			
	Number	Amount		
<b>Equity Shares with Voting Rights</b>				
Outstanding at the beginning of the year	1,000.00			
Issued during the year	-			
Bought back during the year	-			
Outstanding at the end of the year	1,000.00			
<b>e) Rights, preferences and restrictions attached to shares</b>				
The Company has only one class of equity shareholders. Each holder of equity shares is entitled to one vote per share. The Company declares and pays dividends in Indian rupees. The dividend proposed by the Board of Directors is subject to approval by the shareholders at the ensuing Annual General Meeting.				
In the event of liquidation, the shareholders are eligible to receive the remaining assets of the Company in proportion of their shareholdings.				
<b>f) Shares of the Company held by Holding, Subsidiary, Associate company</b>				
All shares of the company are being held by members being individuals. No Shares of the company are being held by it's Subsidiary or Associate Company. The Company does not have a Holding or Ultimate Holding Company				
<b>g) List of shareholders holding more than 5% of Shares in the Company:</b>				
Name	2019		2018	
	% of Total Share Holding	No. of Shares held	% of Total Share Holding	No. of Shares held
ANWAR SADATH SYEDKANNU	70%	700.00	70%	700.00
ABDUL SATHAR	30%	300.00	30%	300.00
<b>h) Shares reserved for issuing for consideration other than Cash</b>				
No Equity Shares have been reserved for issue under options and contracts/commitments for the sale of shares/disinvestment by the Company.				
<b>i) Shares allotted pursuant to Contract/ as Bonus Shares/ Bought Back</b>				
As at Balance sheet date during the immediately preceeding five financial years				
No Equity shares of the Company have been allotted as fully paid up pursuant to contract(s) without payment being received in cash by				
i) the Company.				
ii) No Equity Shares have been allotted as fully paid up by way of Bonus Shares by the Company.				
iii) No Equity Shares have been bought back by the Company.				
<b>j) Issue of Convertible Securities</b>				
No securities have been issued by the Company which are convertible in to Equity or Preference Shares.				
<b>k) Calls Unpaid</b>				
There are no Calls Unpaid in respect of Equity Shares issued by the Company.				
<b>L) Forfeited Shares</b>				
No Equity Shares issued have been Forfeited during the year.				



**NOTE No. 2 - RESERVES AND SURPLUS**

Opening Balance	(2,14,14,364.25)	(97,70,138.45)
Add: Loss During the Year	(84,85,745.79)	(1,16,44,225.80)
	(2,99,00,110.03)	(2,14,14,364.25)
Less: Asset Written off During the Year	-	-
Closing Balance as at the end of the Year	(2,99,00,110.03)	(2,14,14,364.25)
<b>Total</b>	<b>(2,99,00,110.03)</b>	<b>(2,14,14,364.25)</b>

**NOTE No. 3 - MONEY RECEIVED AGAINST SHARE WARRANTS**

-	-
---	---

**NOTE No. 4 - SHARE APPLICATION MONEY PENDING ALLOTMENT**

-	-
---	---

**NOTE No. 5 - LONG-TERM BORROWINGS****a) Bonds / Debentures****Debenture Application Money Pending Allotment****Unsecured**

-	-
---	---

**b) Term Loans****i) From Banks****Secured**

-	-
---	---

**ii) Financial Institutions**

01. Indus Ind Bank : KL-02-AY 4141	10,55,268.45	11,35,147.28
02. Cholamandalam Investment and Finance Ltd : KL-02-AY 5656	8,52,344.00	14,13,511.00
03. Cholamandalam Investment and Finance Ltd : KL-02-AY 6464	8,00,106.00	13,45,823.00
04. Cholamandalam Investment and Finance Ltd : KL-02-AY 6767	8,44,318.00	13,93,735.00
05. Indus Ind Bank : KL-56-P 2929	-	5,76,064.84
06. Hinduja Leyland Finance : KL-56-P 2992	-	8,68,068.00
07. Hinduja Leyland Finance : KL-56-P 3131	-	8,69,335.00
08. Sundharam Finance : KL-67-A 2115	5,75,671.00	13,81,279.00
09. Hinduja Leyland Finance : KL-67-A 4517	17,23,501.00	21,48,164.00
10. Hinduja Leyland Finance : KL-67-A 4549	7,36,671.00	10,40,254.00
	<b>65,87,879.45</b>	<b>1,21,71,381.12</b>

**ii) From Other Parties****Secured Loans:****Unsecured Loans**

From Directors

1,17,35,516.00 34,10,516.00

From Share Holders

3,14,70,000.00 3,14,70,000.00

<b>4,97,93,395.45</b>	<b>4,70,51,897.12</b>
-----------------------	-----------------------

**Total**

<b>4,97,93,395.45</b>	<b>4,70,51,897.12</b>
-----------------------	-----------------------

**NOTE No. 6 - DEFERRED TAX LIABILITIES**

-	-
---	---

**NOTE No. 7 - OTHER LONG-TERM LIABILITIES**

-	-
---	---

**NOTE No. 8 - LONG-TERM PROVISIONS****a) Provision for Employee Benefits****b) Others**

-	-
---	---



**NOTE No. 9 - SHORT-TERM BORROWINGS****a) Loans repayable on demand****A) From Banks.**Cash Credit Facilities : ICICI Bank  
Secured

Unsecured

**B) From Other Parties.****b) Loans and advances from Related Parties****c) Deposits****d) Other Loans and Advances****NOTE No.10 - TRADE PAYABLES**

(i) Total outstanding dues of Micro enterprises and small enterprises

(ii) Total outstanding dues of creditors other than micro enterprises and small enterprises

**For goods**

Babita Surendran	-	38,000.00
Choisons Agencies	-	30,300.00
Choyi Kandiyl Vasu	-	12,400.00

**For Expenses**

P A Hameed &amp; Associates

12,980.00	-
<b>12,980.00</b>	<b>80,700.00</b>

**NOTE No. 11 - OTHER CURRENT LIABILITIES****Advance**

Trip Advance

7,619.04 51,333.30

7,619.04 51,333.30

**7,619.04 51,333.30****NOTE No. 12 - SHORT-TERM PROVISIONS****a) Provision for Employee Benefits**

Salary payable

80,000.00 1,51,693.00

**b) Provision for Statutory Liabilities**

SGST Collected

1,50,801.99

CGST Collected

1,50,801.99

IGST Collected

6,742.00

3,08,345.98

Gst Paid

2,62,233.98

GST Payable

46,112.00 3,04,802.44

**i) For Income Tax**

1,26,112.00 4,56,495.44

**c) Others**

Audit Fee Payable

35,700.00

**1,61,812.00 4,56,495.44****NOTE No. 13 - Property Plant and Equipment****a) Tangible Assets**

Gross Block

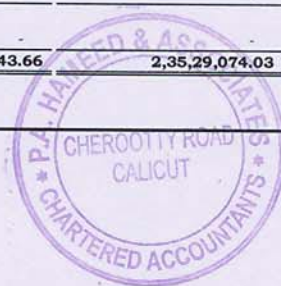
4,80,02,420.00 4,80,02,420.00

Less : Depreciation

3,37,78,876.34 2,44,73,345.97

Net Block

1,42,23,543.66 2,35,29,074.03

**b) Intangible Assets****c) Capital Work in Progress****d) Intangible Assets under Development****1,42,23,543.66 2,35,29,074.03**

**NOTE No. 14 - NON CURRENT INVESTMENTS**


**NOTE No. 15 - DEFERRED TAX ASSETS (NET)**

Opening Balance	34,07,251.00	5,30,100.00
Less : During the Year	5,28,021.00	28,77,151.00
	<u>39,35,272.00</u>	<u>34,07,251.00</u>

**NOTE No. 16 - LONG-TERM LOANS AND ADVANCES**

(i) Loan Receivables considered good-Secured:	-	-
(ii) Loan receivables considered good- Unsecured:	-	-
(iii) Loan receivables which have significant increase in credit risk:	-	-
(iv) Loans Receivables- Credit Impaired:	-	-
<b>Total</b>	<u>-</u>	<u>-</u>

**NOTE No. 17 - OTHER NON-CURRENT ASSETS**

<b>Total</b>	<u>-</u>	<u>-</u>
--------------	----------	----------


**NOTE No. 18 - CURRENT INVESTMENTS**


**NOTE No. 19 - INVENTORIES**

	Quantity		
a) Raw Materials		-	-
b) Work in Progress		-	-
c) Finished Goods		-	-
d) Stock in Trade		-	-
e) Stores and Spares		-	-
f) Loose Tools		-	-
g) Others		-	-
		-	-
		-	-
		-	-
		-	-

**NOTE No. 20 - TRADE RECEIVABLES**

(i) Trade receivables considered good- Secured:		
(ii) Trade receivables considered good- Unsecured:		
Others :		
Abid	29,000.00	-
Akash	10,600.00	-
Anas Kovoov	17,000.00	-
Aneesh Naduvilakandy	35,000.00	-
Anil Kumar Vakayad	32,600.00	-
Arjun Das	44,500.00	-
Ashiq Shabeer	16,300.00	-
Aswain Perambra	72,000.00	-
Chandran Narikilodathil	48,000.00	-
George Mathew	18,000.00	-



George Vazhaparambil	50,000.00	-
Kunju Muhammed (Peringalom HSS)	68,500.00	-
Lissy Jose	17,000.00	-
Moideen Koya	40,000.00	-
Mujeeb Kallachi	55,500.00	-
Naseef Rahman	-	(9,500.00)
Najira (Manirsha Holidays)	49,000.00	-
Nikhil Variyamveetil	36,000.00	-
Pranav Kolakkad	17,300.00	-
Rahul Kakkodi	59,000.00	-
Rajeesh Krishna	23,400.00	-
Rajesh	34,000.00	-
Rajesh Exodus Tours & Travels	27,500.00	-
Ram Prasad	32,000.00	-
Reshmi Malaparamba	12,000.00	-
Richard	15,000.00	-
Sanjeev Marakath	33,625.00	-
Shajan Mathew	30,000.00	-
Shinoj Muthukad	34,000.00	-
Sreejith Nadukanni	33,000.00	-
Sujanapal	64,000.00	-
Thomas Paroppadi	18,500.00	-
Vinoj Atholi	57,500.00	-
Vishnu Nangarayil	44,000.00	-
Vishnu Prayan	14,800.00	-
	<u>11,88,625.00</u>	<u>(9,500.00)</u>
(iii) Trade receivables which have significant increase in Credit risk	-	-
(iv) Trade receivables -Credit Impaired	-	-
	<u>11,88,625.00</u>	<u>(9,500.00)</u>

**NOTE No. 21 - CASH AND CASH EQUIVALENTS**

**a) Balances with Banks**

**In Current Account:**

**Bank Balance with Scheduled Bank**

State Bank of India CA :

82,771.66 9,103.66

Federal Bank #146

14,321.00 12,774.00

**Bank Balance with Other Banks**

97,092.66 21,877.66

**b) Cheques, Drafts on Hand**

- -

**c) Cash In Hand**

13,72,209.29 30,537.29

**d) Others**

14,69,301.95 52,414.95

**NOTE No. 22 - SHORT-TERM LOANS AND ADVANCES**

**Deposits**

Office Room Deposit : Calicut Office

1,50,000.00 1,50,000.00

Office Room Deposit : Atholi Office

50,000.00 50,000.00

Office Room Deposit : Perambra

30,000.00 30,000.00

2,30,000.00 2,30,000.00

**NOTE No. 23 - OTHER CURRENT ASSETS**


TDS Receivable 17-18

16,821.63 16,821.63

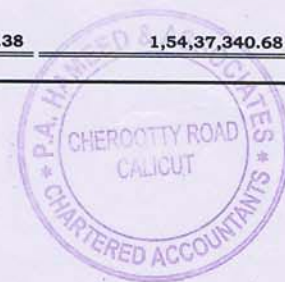
TDS Receivable 18-19

12,132.22 -

28,953.85 16,821.63



<b>NOTE NO. 24 - REVENUE FROM OPERATIONS</b>		
Income from Tour Operation	57,06,690.50	1,63,08,290.61
Revenue from operations	<u>57,06,690.50</u>	<u>1,63,08,290.61</u>
<b>NOTE NO. 25 - OTHER INCOME</b>		
Commission Income	1,39,969.10	53,913.09
Round off	1.88	12.65
	<u>1,39,970.98</u>	<u>53,925.74</u>
<b>NOTE NO. 26 - COST OF MATERIALS CONSUMED</b>		
Purchases:	-	-
	-	-
Add:Direct Expenses:	-	-
	-	-
	<u>-</u>	<u>-</u>
<b>NOTE NO. 27 - PURCHASE OF STOCK-IN-TRADE</b>		
	-	-
	<u>-</u>	<u>-</u>
<b>NOTE NO. 28 - INCREASE/ (DECREASE) IN FINISHED GOODS, WORK IN PROGRESS AND STOCK IN TRADE</b>		
Closing Stock	-	-
	-	-
Opening Stock	-	-
	-	-
	-	-
Net Increase in Stock	<u>-</u>	<u>-</u>
<b>NOTE NO. 29 - EMPLOYEE BENEFIT EXPENSE</b>		
Salaries and Allowances		
Salary & Allowance	9,33,540.00	30,58,166.00
Contribution to Provident and Other Funds		
Staff Welfare		
	<u>9,33,540.00</u>	<u>30,58,166.00</u>
<b>NOTE NO. 30 - FINANCE COSTS</b>		
Interest expense on vehicle loan	10,63,060.33	17,64,358.12
Bank Charges	2,504.00	4,127.34
	<u>10,65,564.33</u>	<u>17,68,485.46</u>
<b>NOTE NO. 31 - DEPRECIATION AND AMORTIZATION EXPENSE</b>		
Depreciation	<u>93,05,530.38</u>	<u>1,54,37,340.68</u>



**NOTE NO. 32 - OTHER EXPENSES**

Accommodation Charges	-	86,620.00
Advertising Expense	-	71,528.00
Commission	-	2,82,676.00
Computer Maintenance Expenses	-	1,220.00
Donation	-	1,520.00
Drivers Uniform	-	31,469.00
Electricity Charges	46,003.00	1,08,837.00
Festival Celebration Expenses	-	8,832.00
Fine and Penalty	-	6,500.00
Food and Refreshments	12,300.00	10,502.00
Fuel Charges	7,42,895.00	58,44,894.00
House Keeping Expenses	-	18,140.00
Gst Late Fee	28,650.00	2,300.00
Legal Expense	-	3,300.00
Marketing Expenses	-	1,510.00
News Paper & Periodicals	-	3,230.00
Other Expense	44,340.00	1,50,195.00
Perambra Office Expenses	-	1,57,440.00
Postage & Courier Charges	-	1,890.00
Printing & Stationery	16,700.00	14,666.00
Rent Office	1,08,000.00	3,10,833.00
Repairs & Maintenance	45,000.00	33,300.00
Software	-	13,500.00
Subscription Cable TV	4,500.00	3,480.00
Telephone Expenses	1,39,920.81	1,65,069.01
Travelling Expenses	21,500.00	25,925.00
Vehicle Maintenance	4,04,056.75	18,80,364.00
Vehicle Insurance	8,58,248.00	4,19,181.00
Vehicle Tax	10,35,000.00	9,47,250.00
Water Charge	-	11,430.00
Yard Rent	-	2,000.00
<b>Audit Fee</b>		
Audit Fee	35,700.00	-
Audit fee FY 2017-18	12,980.00	-
	<b>35,55,793.56</b>	<b>1,06,19,601.01</b>

**NOTE 33 - EXCEPTIONAL ITEMS**

Tax - Earlier Years

-	-
-	-

**NOTE 34 - EXTRAORDINARY ITEMS**

-	-
---	---

**NOTE 35 - CURRENT TAX**

-	-
---	---

**NOTE 36 - DEFERRED TAX EXPENSE**

<b>5,28,021.00</b>	<b>28,77,151.00</b>
--------------------	---------------------

**NOTE 37 - EARNINGS PER SHARE**

Earnings per share is calculated by dividing the net profit or loss for the period

Particulars	2019	2018
Net Profit after Tax (Lakhs)	(84,85,745.79)	(1,16,44,225.80)
a) Weighted Average Number of Equity Shares	1000	1000
b) i) Nominal Value of Shares	1000.00	1000.00
ii) Earnings per Share - Basic and Diluted	(8,485.75)	(11,644.23)
b) i) Nominal Value of Shares	1000.00	1000.00
ii) Earnings per Share - Basic and Diluted	(8,485.75)	(11,644.23)

As per our report of even date attached

For and on behalf of the Board of Directors

For P.A. HAMEED & ASSOCIATES  
Chartered Accountants  
F R NO. 0055278

RAZIQ AHMED, FCA  
Partner  
Membership No. 220045

Place : Calicut  
Date: 05/09/2019

ABDUL SATHAR  
DIRECTOR  
DIN: 07589212

Place : Calicut  
Date: 05/09/2019

DIRECTOR  
DIN: 07589205

GOLD PALACE TRAVELS & TOURS PRIVATE LIMITED  
17/1586 B3(41/340), MASS TOWER, GR BEHIND ARYA SAMAJ MANDIR, RAM MOHAN ROAD, KOZHIKODE Kozhikode KL 673004 IN  
DEPRECIATION OF FIXED ASSETS AS PER COMPANIES ACT

IT E M S	Gross Block			Accumulated Depreciation			Net Block	
	As at 31/03/2018	Addition	Sales/ Transfer	As at 31/03/2019	As at 31/03/2018	Sale/ Transfer	As at 31/03/2019	As at 31/03/2018
<b>Computer &amp; Accessories</b>								
Computer	2,76,130.00	-	-	2,76,130.00	2,27,777.91	-	2,59,075.51	48,352.09
<b>Plant and Machinery</b>								
Inventor	50,000.00	-	-	50,000.00	9,641.68	-	14,201.03	40,358.32
Television	47,500.00	-	-	47,500.00	9,159.59	-	13,490.97	38,340.41
<b>Vehicle</b>								
First Seven	3,68,40,300.00	-	-	3,68,40,300.00	1,96,82,214.32	-	2,64,85,122.76	1,71,58,085.68
10.02.2017	71,00,000.00	-	-	71,00,000.00	30,31,657.74	-	46,36,160.62	40,68,342.26
Last one	36,05,490.00	-	-	36,05,490.00	14,58,878.10	-	23,03,623.13	21,46,611.90
<b>Furniture &amp; Fittings</b>								
Office Furnishing	83,000.00	-	-	83,000.00	54,016.61	-	67,202.32	28,983.39
<b>Total</b>	<b>4,80,02,420.00</b>	<b>-</b>	<b>-</b>	<b>4,80,02,420.00</b>	<b>2,44,73,345.97</b>	<b>-</b>	<b>3,37,78,876.34</b>	<b>2,35,29,074.03</b>



DEPRECIATION OF FIXED ASSETS AS PER INCOME TAX ACT

I T E M S	WDV AS ON 31-03-2018		ADDITION		Sale	Total	DEPRECIATION		WDV AS ON 31-03-2019
			BEF. SEPT	AFT. SEPT			RATE	AMOUNT	
<b>Plant and Machinery</b>									
Inventor	36,125.00					36,125.00	15%	5,418.75	30,706.25
Television	34,318.75					34,318.75	15%	5,147.81	29,170.94
	<b>70,443.75</b>					<b>70,443.75</b>		<b>10,566.56</b>	<b>59,877.19</b>
<b>Vehicle</b>									
01. Vehicle No : KL-02-AY 4141	40,66,413.52					40,66,413.52	15%	6,09,962.03	34,56,451.49
03. Vehicle No : KL-02-AY 6464	39,33,707.61					39,33,707.61	15%	5,90,056.14	33,43,651.46
05. Vehicle No : KL-56-P 2929	35,59,662.13					35,59,662.13	15%	5,33,949.32	30,25,712.81
06. Vehicle No : KL-56-P 2992	35,94,872.45					35,94,872.45	15%	5,39,230.87	30,55,641.58
07. Vehicle No : KL-56-P 3131	35,94,872.45					35,94,872.45	15%	5,39,230.87	30,55,641.58
02. Vehicle No : KL-02-AY 5656	39,33,707.61					39,33,707.61	15%	5,90,056.14	33,43,651.46
04. Vehicle No : KL-02-AY 6767	39,33,881.01					39,33,881.01	15%	5,90,082.15	33,43,798.85
09. Vehicle No : KL-67-A 4517	27,45,500.00					27,45,500.00	15%	4,11,825.00	23,33,675.00
10. Vehicle No : KL-67-A 4549	23,84,250.00					23,84,250.00	15%	3,57,637.50	20,26,612.50
08. Vehicle No : KL-67-A 2115	26,04,966.53					26,04,966.53	15%	3,90,744.98	22,14,221.55
	<b>3,43,51,833.28</b>					<b>3,43,51,833.28</b>		<b>51,52,774.99</b>	<b>2,91,99,058.28</b>
<b>Furniture &amp; Fittings</b>									
Office Furnishing	67,230.00					67,230.00	10%	6,723.00	60,507.00
	<b>67,230.00</b>					<b>67,230.00</b>		<b>6,723.00</b>	<b>60,507.00</b>
<b>Computer &amp; Accessories</b>									
Computer & Accessories	66,271.20					66,271.20	40%	26,508.48	39,762.72
	<b>66,271.20</b>					<b>66,271.20</b>		<b>26,508.48</b>	<b>39,762.72</b>
<b>TOTAL</b>	<b>3,45,55,778.23</b>					<b>3,45,55,778.23</b>		<b>51,96,573.03</b>	<b>2,93,59,205.19</b>



**DEFERRED TAX ASSET****ASSET AS PER IT ACT**

2,93,59,205.19

2,93,59,205.19

**ASSET AS PER COMPANIES ACT**

1,42,23,543.66

1,42,23,543.66

**Difference**

1,51,35,661.53

**Tax Thereon**

37,83,915.00

**Add: Surcharge**

-

37,83,915.00

**Add: Education Cess**

1,51,357.00

**Deferred Tax Asset as on 31/03/2019**

39,35,272.00

**Deferred Tax Asset as on 31/03/2018**

34,07,251.00

**Deferred Tax during the year**

5,28,021.00

