

# HOLIDAY SHOP

PROPRIETRESS : SIBEENA BENNY

Vacation House, Vellayambalam-Sasthamangalam Road

Sasthamangalam P.O, Trivandrum - 695010

PAN NO: AIRPB8144P

## Statement of Profit and Loss for the year ended 31-03-2023

(Amount in ₹)


Particulars	Note No.	For the year ended 31 <sup>st</sup> March 2023	For the year ended 31 <sup>st</sup> March 2022
I. Revenue From Operations	12	2,16,98,661.97	1,09,38,989.59
II. Other Income	13	1,65,147.00	2,705.00
<b>III. Total Income (I + II)</b>		<b>2,18,63,808.97</b>	<b>1,09,41,694.59</b>
IV. Expenses:			
Tour Expenses	14	1,53,10,696.56	80,92,886.52
Employee benefit expenses	15	29,74,131.00	11,97,711.00
Finance costs	16	46,551.64	32,746.01
Depreciation	17	1,50,371.00	1,45,437.00
Other expenses	18	26,35,444.52	13,36,694.90
<b>Total expenses</b>		<b>2,11,17,194.72</b>	<b>1,08,05,475.43</b>
<b>V. Profit before tax (III-IV)</b>		<b>7,46,614.25</b>	<b>1,36,219.16</b>
VI Tax expense:			
(1) Current tax		0.00	0.00
<b>VII. Profit (Loss) for the period</b>		<b>7,46,614.25</b>	<b>1,36,219.16</b>
The accompanying notes are an integral part of the financial statements			

Auditor's Report

As per our separate report of even date attached

  
Sibeena Benny  
Proprietor

For GRA & CO  
Chartered Accountants  
Firm Reg. No : 010906S



GEORGE A ZACHARIAH, FCA  
Partner, Membership No : 27442  
UDIN : 23027442BGVGCU9636

Trivandrum  
22.09.2023

# HOLIDAY SHOP

PROPRIETRESS : SIBEENA BENNY  
Vacation House, Vellayambalam-Sasthamangalam Road  
Sasthamangalam P.O, Trivandrum - 695010  
PAN NO: AIRPB8144P

## Notes forming part of the Profit & Loss Account for the year ended 31<sup>st</sup> March 2023

### 12. Revenue from operations

(Amount in ₹)

Particulars		31 <sup>st</sup> March 2023	31 <sup>st</sup> March 2022
(1)	Tour Income	2,16,98,661.97	1,09,38,989.59
<b>Total</b>		<b>2,16,98,661.97</b>	<b>1,09,38,989.59</b>

### 13. Other Income

(Amount in ₹)

Particulars		31 <sup>st</sup> March 2023	31 <sup>st</sup> March 2022
(1)	Capital Gain	45,147.00	-
(2)	Other Incomes	1,20,000.00	2,705.00
<b>Total</b>		<b>1,65,147.00</b>	<b>2,705.00</b>

### 14. Tour Expenses



(Amount in ₹)

Particulars		31 <sup>st</sup> March 2023	31 <sup>st</sup> March 2022
(1)	Tour Expenses	1,53,10,696.56	80,92,886.52
<b>Total</b>		<b>1,53,10,696.56</b>	<b>80,92,886.52</b>

### 15. Employee benefits expense

(Amount in ₹)

Particulars		31 <sup>st</sup> March 2023	31 <sup>st</sup> March 2022
(1)	Salaries, Incentive, bonus and other allowances	29,38,929.00	11,86,015.00
(2)	Employers contribution to ESI	7,800.00	4,391.00
(3)	Staff welfare expenses	27,402.00	7,305.00
<b>Total</b>		<b>29,74,131.00</b>	<b>11,97,711.00</b>

UDIN : 23027442BGVGCU9636

**16. Finance cost**

(Amount in ₹)

Particulars		31 <sup>st</sup> March 2023	31 <sup>st</sup> March 2022
(1)	Bank Charges	46,551.64	32,746.01
<b>Total</b>		<b>46,551.64</b>	<b>32,746.01</b>

**17. Depreciation**

(Amount in ₹)

Particulars		31 <sup>st</sup> March 2023	31 <sup>st</sup> March 2022
(1)	On Tangible Assets	1,49,303.00	1,45,408.00
(2)	On Intangible Assets	1,068.00	29.00
<b>Total</b>		<b>1,50,371.00</b>	<b>1,45,437.00</b>

**18. Other Expenses**

(Amount in ₹)

Particulars		31 <sup>st</sup> March 2023	31 <sup>st</sup> March 2022
(1)	Advertisement Charges	1,31,894.00	40,000.00
(2)	Audit Fees	30,000.00	32,200.00
(3)	Bad Debt	94,525.73	1,81,018.57
(4)	Commission & Discount	750.51	100.76
(5)	Electricity & Water Charges	1,15,509.68	77,510.34
(6)	Professional Charges	9,01,000.00	-
(7)	Promotion Expenses	2,74,164.78	4,71,178.10
(8)	Printing & Stationery	69,287.00	25,278.00
(9)	Postage & Courier	46,659.00	4,205.00
(10)	Office Expenses	7,662.79	732.00
(11)	Interest & Penal Charges	897.00	245.20
(12)	Registration & Membership Fee	88,306.29	95,625.86
(13)	Rent	5,69,040.00	2,39,578.00
(14)	Rates & Taxes	13,317.00	1,200.00
(15)	Repairs & Maintenance-Building	87,094.00	32,758.00
(16)	Repairs & Maintenance-Vehicle	22,368.00	12,350.00
(17)	Travelling Expenses	53,276.21	43,884.19
(18)	Telephone & Internet Charges	1,29,692.53	78,830.88
<b>Total</b>		<b>26,35,444.52</b>	<b>13,36,694.90</b>




UDIN : 23027442BGVVCU9636

5. Property, Plant and Equipment and Intangible Assets (owned assets)

Particulars	W.D.V as on		Additions		Total	RATE %	Depreciation	W.D.V as on	
	01.04.2022		> 6 Months	< 6 Months				31.03.2023	
<b><u>TANGIBLE</u></b>									
Furniture and Fittings	3,84,286.00				3,84,286.00	10%	38,428.00	3,45,858.00	
Air Conditioner	40,820.00				40,820.00	15%	6,123.00	34,697.00	
Camera Security System	2,343.00	13,954.00			16,297.00	15%	2,445.00	13,852.00	
CCTV	7,562.00				7,562.00	15%	1,134.00	6,428.00	
DVD Player	1,307.00				1,307.00	15%	196.00	1,111.00	
Mobile Phone	73,777.00				73,777.00	15%	11,066.00	62,711.00	
Motor Car	2,63,306.00				2,63,306.00	15%	39,495.00	2,23,811.00	
Office Equipments	34,850.00				34,850.00	15%	5,228.00	29,622.00	
Printer	12,771.00				12,771.00	15%	1,916.00	10,855.00	
Television	5,138.00				5,138.00	15%	771.00	4,367.00	
UPS and Inverter	25,878.00				25,878.00	15%	3,882.00	21,996.00	
UPS Battery	38,861.00				38,861.00	15%	5,829.00	33,032.00	
Xtend Voice Logger	7,326.00				7,326.00	15%	1,099.00	6,227.00	
Computer and Accessories	37,377.00	25,150.00		33,400.00	95,927.00	40%	31,691.00	64,236.00	
	<b>9,35,602.00</b>	<b>39,104.00</b>	<b>33,400.00</b>	<b>33,400.00</b>	<b>10,08,106.00</b>		<b>1,49,303.00</b>	<b>8,58,803.00</b>	
<b><u>IN-TANGIBLE</u></b>									
Computer Software	44.00		5,250.00		5,294.00	40%	1,068.00	4,226.00	
<b>Total</b>	<b>9,35,646.00</b>	<b>39,104.00</b>	<b>38,650.00</b>	<b>38,650.00</b>	<b>10,13,400.00</b>		<b>1,50,371.00</b>	<b>8,63,029.00</b>	

For HOLIDAY SHOP  
  
 Proprietor

