

# KADUNA PROPERTIES PRIVATE LIMITED

## PROFIT AND LOSS ACCOUNT FOR THE YEAR ENDED 31ST MARCH, 2010


| PARTICULARS                             | SCH<br>NC. | For the year<br>ended<br>31.03.2010 | For the year<br>ended<br>31.03.2009<br>Rs. |
|-----------------------------------------|------------|-------------------------------------|--------------------------------------------|
| <b>I INCOME</b>                         |            |                                     |                                            |
| Tour Package Income                     | 7          | 15,813,488.96                       | 1,820,049.19                               |
| Other Income                            | 8          | 122,897.27                          | 39,844.25                                  |
| <b>TOTAL (I)</b>                        |            | <b>15,936,386.23</b>                | <b>1,859,893.44</b>                        |
| <b>II EXPENDITURE</b>                   |            |                                     |                                            |
| Salaries & Allowance                    | 9          | 1,273,909.00                        | 467,514.00                                 |
| Operating Cost                          | 10         | 13,772,215.84                       | 1,568,455.44                               |
| Administration Costs                    | 11         | 1,929,008.08                        | 1,273,101.90                               |
| Sales Promotion & Marketing Costs       | 12         | 163,525.79                          | 413,097.63                                 |
| Finance Costs                           | 13         | 65,974.42                           | 32,753.97                                  |
| Depreciation                            | 3          | 105,773.88                          | 54,159.59                                  |
| <b>TOTAL (II)</b>                       |            | <b>17,310,407.01</b>                | <b>3,812,082.53</b>                        |
| Net Profit/(Loss) before tax            |            | (1,374,020.78)                      | (1,952,189.09)                             |
| Less: Prior Period Items                |            | 27,049.00                           | -                                          |
|                                         |            | (1,401,069.78)                      | (1,952,189.09)                             |
| Less: Provision for taxation            |            |                                     |                                            |
| Current Tax                             |            |                                     | 19,270.00                                  |
| Fringe Benefit Tax                      |            |                                     | (603,229.44)                               |
| Deferred Tax                            |            | (382,260.56)                        | (1,368,229.65)                             |
| Net Profit/(Loss) after tax             |            | (1,018,809.22)                      | (112,833.76)                               |
| Add: Loss for the Previous year         |            | (1,481,063.41)                      | (1,431,063.41)                             |
| Balance carried to Balance Sheet (Loss) |            | <b>(2,499,872.62)</b>               | <b>(1,431,063.41)</b>                      |

**NOTES ON ACCOUNTS** 14

Schedules 7 to 13 and 3 form an integral part of Profit & Loss Account.



In terms of our Report of even date attached.

For JOSE & ASSOCIATES  
Chartered Accountants  
(Registration No.001359S)

  
K.M. JOSE  
Proprietor  
Membership No. 18114

KOCHI  
21.06.2010

On behalf of the Board

Mr. JACOB CHERAMEL CHERIAN      Mrs. SARAH CHERIAN  
Managing Director                      Director

