

**JAYASREE TRAVELS AND TOURS COMPANY**

P.B.No.5236,Pettah P.O.,Pattoor,Trivandrum-695024.

**BALANCE SHEET AS ON 31st MARCH, 2014**

| LIABILITIES                   | Sch.<br>No. | Amount            |     | ASSETS                       | Sch.<br>No. | Amount            |     |
|-------------------------------|-------------|-------------------|-----|------------------------------|-------------|-------------------|-----|
|                               |             | Rs.               | Ps. |                              |             | Rs.               | Ps. |
| Partners Capital Account      |             |                   |     |                              |             |                   |     |
|                               | 1           | 1,960,784         |     | FIXED ASSETS                 | 6           | 5,518,951         |     |
| Secured Loan                  | 2           | 15,331,928        |     |                              |             |                   |     |
| Current Liabilities&Provision |             |                   |     | Current Asset, Loans&Advance |             |                   |     |
| (A) Statutory&Expense Payable | 3           | 1,524,121         |     | (A) Deposit,Loans&Advance    | 7           | 11,490,745        |     |
| (B) Trade Payable             | 4           | 5,752,088         |     | (B) Trade Receivable         | 8           | 13,526,147        |     |
| (C) Other current Liabilities | 5           | 1,294,896         |     | (C) Cash& Bank Balance       | 9           | 7,265,848         |     |
| Partners Current Account      | 10          | 11,937,875        |     |                              |             |                   |     |
| <b>TOTAL</b>                  |             | <b>37,801,691</b> |     | <b>TOTAL</b>                 |             | <b>37,801,691</b> |     |

*As per books of account produced, information and explanations furnished*

For JAYASREE TRAVELS AND TOURS COMPNAY

for T.J. & ASSOCIATES  
CHARTERED ACCOUNTANTS

*Vinaja*  
(VINAJA VISWAMBARAN)  
MANAGING PARTNER

*(K. S. VIKRAMAN)*  
PARTNER



*(CA.O.N.JAYAN)*  
PARTNER

*Sreekanth*  
(SREEKANTH VIKRAMAN)  
PARTNER

*(JAYASREE VIKRAMAN)*  
PARTNER

Membership No.200287

Place: Trivandrum  
Date:31.10.2014



## JAYASREE TRAVELS AND TOURS COMPANY

P.B.No.5236,Pettah P.O.Pattoor, Trivandrum-695024

### TRADING AND PROFIT & LOSS ACCOUNT FOR THE YEAR ENDED 31<sup>st</sup> MARCH, 2014


| PARTICULARS                | sh.<br>No. | Amount<br>Rs. Ps. | PARTICULARS         | Sh.<br>No. | Amount<br>Rs. Ps. |
|----------------------------|------------|-------------------|---------------------|------------|-------------------|
| To Operating Expenses      | 11         | 40,912,993        | By Operating Income | 9          | 54,955,706        |
| To Gross Profit c/d        |            | 14,042,713        |                     |            |                   |
| <b>TOTAL</b>               |            | <b>54,955,706</b> | <b>TOTAL</b>        |            | <b>54,955,706</b> |
|                            |            |                   | By Gross Profit b/d |            | 14,042,713        |
| To Administrative Expenses | 12         | 7,209,080         | By Other Income     | 10         | 1,097,496         |
| To Employee Expenses       | 13         | 5,152,527         |                     |            |                   |
| To Depreciation            | 7          | 1,573,212         |                     |            |                   |
| To Net Profit :-           |            |                   |                     |            |                   |
| transferred into Partners  |            |                   |                     |            |                   |
| Current Account            |            |                   |                     |            |                   |
| TDI                        | 614,749    |                   |                     |            |                   |
| K .S Vikraman              | 241,078    |                   |                     |            |                   |
| V. Vinaja                  | 235,051    |                   |                     |            |                   |
| V. Sreekanth               | 57,256     |                   |                     |            |                   |
| V. Jayasree                | 57,256     |                   |                     |            |                   |
|                            |            | 1,205,390         |                     |            |                   |
| <b>TOTAL</b>               |            | <b>15,140,208</b> | <b>TOTAL</b>        |            | <b>15,140,208</b> |

*As per books of account produced information and*


*explanations furnished*  
For T.J. & ASSOCIATES  
CHARTERED ACCOUNTANTS

(CA. O. N. JAYAN)  
PARTNER  
Membership No. 200287

For JAYASREE TRAVELS AND TOURS COMPANY



  
(VINAJA VISWAMBARAN)  
MANAGING PARTNER

  
(K .S VIKRAMAN)  
PARTNER

  
(SREEKANTH VIKRAMAN)  
PARTNER

  
(JAYASREE VIKRAMAN)  
PARTNER

Place: Trivandrum  
Date: 31.10.2014



JAYASREE TRAVELS AND TOURS COMPANY

**SCHEDULE No.1**

**PARTNERS' CAPITAL ACCOUNT**

|   | Amount |                  |
|---|--------|------------------|
|   | Rs.    | Ps.              |
| K.S.Vikraman                            |        | 294,117          |
| V.Vinaja                                |        | 294,117          |
| Tour Designers of India Private Limited |        | 1,000,000        |
| V.Sreekanth                             |        | 186,275          |
| V.Jayasree                              |        | 186,275          |
| As per Balance Sheet                    |        | <u>1,960,784</u> |

**SCHEDULE No. 2**

**Loan From Banks**

|                                  |  |                   |
|----------------------------------|--|-------------------|
| CANARA BANK OD PUNALLOOR 2256/ I |  | 12,082,516        |
| Canara Bank Punaloor OD 2364/ II |  | 2,310,752         |
| VEHICLE LOAN FROM ICICI          |  | 938,660           |
| As per Balance Sheet             |  | <u>15,331,928</u> |

**Current Libalities**

**SCHEDULE No. 3**

**(A)Stautory Payable**

|                                    |  |                |
|------------------------------------|--|----------------|
| Service Tax Payable                |  | 936,672        |
| TDS Payable                        |  | 8,593          |
| ESI Employees Contribution Payable |  | 4,410          |
| ESI Payable                        |  | 231            |
| Professional tax payable           |  | 10,680         |
| Service Tax Payable(By Receiver)   |  | 13,116         |
| PF Contribution Payable            |  | 650            |
|                                    |  | <u>974,352</u> |

**(B)Expense Payable**

|                                   |  |                |
|-----------------------------------|--|----------------|
| Salary Payable                    |  | 400,131        |
| Other Payable                     |  | 15,573         |
| House Rent allowance Payable      |  | 12,000         |
| Internet Fee subscription Payable |  | 6,540          |
| Telephone&Mobile Charge Payable   |  | 24,655         |
| Rent Payable                      |  | 55,870         |
| Audit Fee payable                 |  | 35,000         |
|                                   |  | <u>549,769</u> |

As per Balance Sheet( A+B) 1,524,121

**SCHEDULE No. 4**

**Trade Payable**

5,752,088

As per Balance Sheet 5,752,088

**SCHEDULE No.5**

**OTHER CURRENT LIABILITIES**

|                                   |  |                  |
|-----------------------------------|--|------------------|
| Caution Deposit From Staff        |  | 12,884           |
| Security Deposit Drivers&Cleaners |  | 45,750           |
| Advance Towards Sale of Vehicle   |  | 660,000          |
| Income Received in Advance        |  | 141,786          |
| Provision for Service Tax         |  | 353,582          |
| Jtt Transportation Division       |  | 80,894           |
| As per Balance Sheet              |  | <u>1,294,896</u> |



**SCHEDULE No.7****DEPOSITS, LOANS & ADVANCES****DEPOSITS**

|                              |           |
|------------------------------|-----------|
| Electricity Deposit          | 78,314    |
| ESI-Caution Deposit          | 23,180    |
| Gujarat Travel Mart Deposit  | 5,000     |
| Idea -ISD deposit            | 5,000     |
| Rent Deposit                 | 284,000   |
| Telephone Deposit            | 34,217    |
| Internet Security Deposit    | 500       |
| Fixed Deposit - Cannara bank | 8,500,000 |

**Loans & Advances:**

|  |           |
|--|-----------|
| Advance suppliers                        | 733,269   |
| Advance for Evalia                       | 1,008,355 |
| ADVANCE PAID FOR SOFTWARE CONTRACT       | 350,000   |
| Staff Loan-                              | 109,721   |
| Jtt Air Travel Division                  | 134,591   |
| Advance-Drivers & Cleaners               | 34,108    |
| TDS Receivebale 2013-14                  | 45,812    |
| Marketing & Business Promotion Exp-ASSET | 97,954    |
| Prepaid Vehcile Insurance                | 46,725    |

|                      |            |
|----------------------|------------|
| As per Balance Sheet | 11,490,745 |
|----------------------|------------|

**SCHEDULE NO. 8**

|                  |            |
|------------------|------------|
| Trade Receivable | 13,526,147 |
|------------------|------------|

|                      |            |
|----------------------|------------|
| As per Balance Sheet | 13,526,147 |
|----------------------|------------|

**SCHEDULE No.7****CASH AND BANK BALANCES**

|                                      |           |
|--------------------------------------|-----------|
| Cash in hand                         | 6,501     |
| Balance with Scheduled Banks:        |           |
| Canara bank                          | 1,173     |
| Canara Current Account 1099201001002 | 6,705,131 |
| Hdfc Delhi                           | 141,362   |
| I C I C I Bank                       | 252,857   |
| Federal Bank                         | 22,433    |
| Axis Bank                            | 6,388     |
| HSBC A/C-                            | 130,002   |

|                      |           |
|----------------------|-----------|
| As per Balance Sheet | 7,265,848 |
|----------------------|-----------|


**SCHEDULE No.8****PARTNERS' CURRENT ACCOUNT****Tour Designers of India Private Limited**

|   |         |
|---|---------|
| Openig Balance                            | 543,644 |
| Less : Drawings                           | 225,500 |
| Add : Share of Profit during the year 51% | 614,749 |

|                      |         |
|----------------------|---------|
| As per Balance Sheet | 932,893 |
|----------------------|---------|



|   |                   |
|---|-------------------|
| <b><u>K.S.Vikraman</u></b>                  |                   |
| Openig Balance                              | (2,744,883)       |
| Add: : Share of Profit during the year 15%  | 241,078           |
| : Addition during the year                  | 5,701,936         |
| : Remuneration                              | 360,000           |
| Less: Drawings                              | 2,124,453         |
| As per Balance Sheet                        | <b>1,433,678</b>  |
| <b><u>V.Vinaja</u></b>                      |                   |
| Openig Balance                              | (1,082,271)       |
| Add: : Share of Profit during the year 15%  | 235,051           |
| : Addition during the year                  | 11,423,881        |
| : Remuneration                              | 360,000           |
| Less: Drawings                              | 1,019,869         |
| As per Balance Sheet                        | <b>9,916,792</b>  |
| <b><u>JayaSree.V</u></b>                    |                   |
| Openig Balance                              | -                 |
| Add: : Share of Profit during the year 9.5% | 57,256            |
| : Addition during the year                  | -                 |
| : Remuneration                              | 140,000           |
| Less: Drawings                              | 600,000           |
| As per Balance Sheet                        | <b>(402,744)</b>  |
| <b><u>Sreekanth . V</u></b>                 |                   |
| Openig Balance                              | -                 |
| Add: : Share of Profit during the year 9.5% | 57,256            |
| : Addition during the year                  | -                 |
| : Remuneration                              | -                 |
| Less: Drawings                              | -                 |
| As per Balance Sheet                        | <b>57,256</b>     |
| <b><u>SUMMARY</u></b>                       |                   |
| Tour Designers of India Private Limited     | 932,893           |
| K.S.Vikraman                                | 1,433,678         |
| V.Vinaja                                    | 9,916,792         |
| JayaSree.V                                  | (402,744)         |
| Sreekanth . V                               | 57,256            |
| As per Balance Sheet                        | <b>11,937,875</b> |



|                                |                   |
|--------------------------------|-------------------|
| <b>SCHEDULE No.9</b>           |                   |
| <b>OPERATING INCOME</b>        |                   |
| Vehicle Rental                 | 4,974,119         |
| Hotel Accomadation Booking     | 49,981,587        |
| As per Profit and Loss account | <u>54,955,706</u> |

|                                      |                  |
|--------------------------------------|------------------|
| <b>SCHEDULE No.10</b>                |                  |
| <b>OTHER INCOME</b>                  |                  |
| Income From FCA Exchange Fluctuation | 680,549          |
| Profit on Sale of Fixed Asset        | 416,946          |
| As per Profit and Loss account       | <u>1,097,496</u> |

|                                |                   |
|--------------------------------|-------------------|
| <b>SCHEDULE No.11</b>          |                   |
| <b>OPERATING EXPENSES</b>      |                   |
| Air ticket fare                | 84,578            |
| Others Tour Exp.               | 1,422,179         |
| Vehicle Maintanance            | 1,169,488         |
| Accomodation Charges           | 32,899,145        |
| Audit fee                      | 38,000            |
| Agent Commssion                | 16,700            |
| Fuel Expenses                  | 2,208,637         |
| Guide Fee Paid                 | 125,625           |
| OV - Hire Charges Paid         | 286,750           |
| Ov Hire Charges Paid - Package | 2,252,842         |
| Permit Fee                     | 31,845            |
| Vehicle Insurance              | 259,174           |
| Vehicle Tax                    | 97,530            |
| Vehicle Tracking System - Rent | 20,500            |
|                                | <u>40,912,993</u> |

|                                |           |
|--------------------------------|-----------|
| <b>SCHEDULE No.12</b>          |           |
| <b>ADMINISTRATIVE EXPENSES</b> |           |
| Business Promotion Expenses    | 1,928,081 |
| Coolie Charges                 | 67,105    |
| Consultancy Charges            | 21,160    |
| Discount to Customers          | 69,395    |



|                                |                  |
|--------------------------------|------------------|
| Festival Allowance             | 65,750           |
| Interest on OD                 | 7,009            |
| Interest on Vehicle Loan       | 40,540           |
| Interest & Bank Charges        | 90,474           |
| Interest on Service Tax        | 13,710           |
| Internet Subscription Fee      | 78,208           |
| Ex Gratia                      | 30,000           |
| Interest on TDS                | 616              |
| Telephone Charges (land line)  | 22,748           |
| Generator Expense              | 4,500            |
| Legal Fee                      | 8,338            |
| Miscellaneous Expenses         | 37,208           |
| General expenses               | 92,105           |
| Mobile Phone Charges           | 326,679          |
| Motor Welfare Fund             | 8,445            |
| Newspapers & Periodicals       | 4,553            |
| Office Expense                 | 171,649          |
| Penalty ESI                    | 38,282           |
| Pooja Expense                  | 20,452           |
| Printing & Stationery          | 176,182          |
| Postage & Telegramme           | 10,131           |
| Professional Fee               | 35,487           |
| Professional Tax               | 2,250            |
| Rates&Taxes                    | 3,100            |
| Rent                           | 710,870          |
| Repairs & Maintanance Computer | 123,501          |
| Partners remuneration          | 860,000          |
| Repairs & Maintanance Office   | 398,209          |
| Repairs & Maintanance -general | 8,939            |
| Security Service Charges       | 255,884          |
| Subscribtion & Membership Fee  | 12,065           |
| Transportation Charges         | 3,000            |
| Travelling Expense             | 440,337          |
| Website Designing Charges      | 106,540          |
| Water & Electricity Charges    | 8,945            |
| Electricity Charges            | 188,566          |
| Round Off                      | 19               |
| Service Tax paid               | 353,582          |
| Provision for Service tax      | 353,582          |
| Preliminary Written Off        | 10,883           |
|                                | <u>7,209,080</u> |

**SCHEDULE No.13**

**EMPLOYEE EXPENSE**

|                             |                  |
|-----------------------------|------------------|
| Salary&Allowance            | 3,591,930        |
| Salary for Drivers          | 754,053          |
| House Rent Allowance        | 151,450          |
| EPF -Administrative Charges | 2,208            |
| EPF-Employer Contribution   | 15,480           |
| ESI-Employer Contribution   | 103,188          |
| Staff Welfare Expenses      | 112,093          |
| Medical Allowance           | 353,125          |
| Outstation Allowance        | 69,000           |
|                             | <u>5,152,527</u> |



| TOUR DIVISION |                                     | JAYASREE TRAVELS AND TOURS COMPANY                       |                                      |                            |                    |                        | Schedule 7     |                  |                        |
|---------------|-------------------------------------|--|--------------------------------------|----------------------------|--------------------|------------------------|----------------|------------------|------------------------|
|               |                                     | FIXED ASSETS AND DEPRECIATION STATEMENT AS AT 31.03.2014 |                                      |                            |                    |                        |                |                  |                        |
| Block No      | Particulars                         | Opening Balance as on 01.04.2013                         | Additions Put Use less than 180 days | Put Use more than 180 days | Deletions          | Total as on 31.03.2014 | Depreciation % | Amount           | W.D.V as on 31.03.2014 |
| I             | <b>FURNITURE &amp; FIXTURE</b>      |  |                                      |                            |                    |                        |                |                  |                        |
|               | 1. Furniture                        | 7,45,013.95  | 83,836.00                            | 20,839.00                  | -                  | 8,49,689               | 10%            | 80,777           | 7,68,912               |
|               |                                     | 7,45,013.95  | 83,836.00                            | 20,839.00                  | -                  | 8,49,689               |                | 80,777           | 7,68,912               |
| II            | <b>PLANT &amp; MACHINERY</b>        |  |                                      |                            |                    |                        |                |                  |                        |
|               | 2. Computer & Software              | 15,072.78  | 2,03,540.00                          | 40,500.00                  | -                  | 2,59,113               | 60%            | 94,406           | 1,64,707               |
|               |                                     | 15,072.78  | 2,03,540.00                          | 40,500.00                  | -                  | 2,59,113               |                | 94,406           | 1,64,707               |
|               | Air Conditioner                     | 22,896.52  | -                                    | 23,000.00                  | -                  | 45,897                 | 15%            | 6,884            | 39,013                 |
|               | CCTV                                | 20,791.00  | -                                    | -                          | -                  | 20,791                 | 15%            | 3,119            | 17,672                 |
|               | DVD Player                          | 8,354.00   | -                                    | -                          | -                  | 8,354                  | 15%            | 1,253            | 7,101                  |
|               | EPABX                               | 17,385.21  | 1,350.00                             | -                          | -                  | 18,735                 | 15%            | 2,709            | 16,026                 |
|               | Generator                           |  | -                                    | -                          | -                  | -                      | 15%            | -                | -                      |
|               | Room Cooler                         | 416.15   | -                                    | -                          | -                  | 416                    | 15%            | 62               | 354                    |
|               | Electronic Voltage Stabilizer       | 1,987.43   | -                                    | -                          | -                  | 1,987                  | 15%            | 298              | 1,689                  |
|               | Electrical Fittings                 | 10,371.69  | -                                    | -                          | -                  | 10,372                 | 15%            | 1,556            | 8,816                  |
|               | Fax Machine                         | 12,718.89  | -                                    | -                          | -                  | 12,719                 | 15%            | 1,908            | 10,811                 |
|               | Garage                              | 54,047.31  | -                                    | -                          | -                  | 54,047                 | 15%            | 8,107            | 45,940                 |
|               | Mobile Hand Set                     | 24,369.80  | -                                    | -                          | -                  | 24,370                 | 15%            | 3,655            | 20,715                 |
|               | Office Equipments                   | 2,421.43   | -                                    | -                          | -                  | 2,421                  | 15%            | 363              | 2,058                  |
|               | P.C.O                               | 7,646.59   | -                                    | -                          | -                  | 7,647                  | 15%            | 1,147            | 6,500                  |
|               | T.V & V.C.P                         | 15,337.08  | -                                    | 25,900.00                  | -                  | 41,237                 | 15%            | 6,186            | 35,051                 |
|               | Vehicle Tracking System             | 60,519.50  | -                                    | 22,625.00                  | -                  | 83,145                 | 15%            | 12,472           | 70,673                 |
|               | Whirlpool Refrigerator              | 1,207.11   | -                                    | -                          | -                  | 1,207                  | 15%            | 181              | 1,026                  |
|               | Xerox Modi - Xk 35 C                | 4,828.99   | -                                    | -                          | -                  | 4,829                  | 15%            | 724              | 4,105                  |
|               |                                     | 2,65,298.70  | 1,350.00                             | 71,525.00                  | -                  | 3,38,174               |                | 50,624           | 2,87,550               |
|               | <b>Vehicle</b>                      |  |                                      |                            |                    |                        |                |                  |                        |
|               | Bajaj Platina-KL39A 5560            | 6,664.97   | -                                    | -                          | -                  | 6,665                  | 30%            | 1,999            | 4,666                  |
|               | Corolla-KL-01-As-5373               | 83,504.50  | -                                    | -                          | -                  | 83,505                 | 30%            | 25,051           | 58,454                 |
|               | Force Tempo Traveller -KL01 AU 9781 | 1,80,132.70  | -                                    | -                          | 1,53,113           |                        | 30%            | 27,020           | -                      |
|               | Force Tempo Traveller -KL01 BA 8230 | 4,20,413.00  | -                                    | -                          | -                  | 4,20,413               | 30%            | 1,26,125         | 2,94,288               |
|               | Indigo Marina K101 An 4026          | 40,054.93  | -                                    | -                          | -                  | 40,055                 | 30%            | 12,016           | 28,039                 |
|               | Innova KL 25 234                    | 1,12,246.00  | -                                    | -                          | -                  | 1,12,246               | 30%            | 33,674           | 78,572                 |
|               | Innova - KL25 - 9888                | 1,46,994.00  | -                                    | -                          | -                  | 1,46,994               | 30%            | 44,098           | 1,02,896               |
|               | Innova KL25 9897                    | 1,46,994.00  | -                                    | -                          | -                  | 1,46,994               | 30%            | 44,098           | 1,02,896               |
|               | Innova KL01-AM-6111                 | 58,310.00  | -                                    | -                          | -                  | 58,310                 | 30%            | 17,493           | 40,817                 |
|               | Innova KL01-AM-6222                 | 58,310.00  | -                                    | -                          | -                  | 58,310                 | 30%            | 17,493           | 40,817                 |
|               | Innova KL01-AM-6226                 | 58,310.00  | -                                    | -                          | -                  | 58,310                 | 30%            | 17,493           | 40,817                 |
|               | Suzuki Heat- KL01 AS 4472           | 6,149.63   | -                                    | -                          | -                  | 6,150                  | 30%            | 1,845            | 4,305                  |
|               | Suzuki Samurai -KL 01 R 4883        | 1,031.34   | -                                    | -                          | -                  | 1,031                  | 30%            | 309              | 722                    |
|               | Tempo Traveler 4221                 | -  | 11,01,645.00                         | -                          | -                  | 11,01,645              | 30%            | 1,65,248         | 9,36,397               |
|               | KL.25 -4610 Evalia                  |  | -                                    | 10,45,781.00               | -                  | 10,45,781              | 30%            | 3,13,735         | 7,32,046               |
|               | Kl 25 E 8 Evalia                    |  | -                                    | 9,99,609.00                | -                  | 9,99,609               | 30%            | 2,99,884         | 6,99,725               |
|               | Innova Delhi                        |  | 13,32,150.00                         | -                          | -                  | 13,32,150              | 30%            | 1,99,824         | 11,32,326              |
|               |                                     | 13,19,115.07   | 24,33,795.00                         | 20,45,390.00               | 1,53,112.80        | 56,18,167              |                | 13,47,405        | 42,97,782              |
|               | <b>Total</b>                        | <b>23,44,500.50</b>                                      | <b>27,22,521.00</b>                  | <b>21,78,254.00</b>        | <b>1,53,112.80</b> | <b>70,65,143</b>       |                | <b>15,73,212</b> | <b>55,18,951</b>       |

**COMPUTATION OF INCOME**

Name of Assessee : **JAYASREE TRAVELS AND TOURS COMPANY**  
 Address : PB No.5236,Pettah P.O.,Pattoor,Trivandrum-695024  
 Email : accounts@jayasreetravels.com  
 Date of Formation : 6/26/2000  
 PAN : **AACFJ9235C**  
 Assessment Ward : DCIT C-1(2),TVM  
 Assessment Year : 2013 - 14  
 Previous Year ended on : 31.03.2014  
 Status : Registered Partnership firm  
 Source of Income : Income from Business

**STATEMENT OF TOTAL INCOME**

|   | <u>Rs.</u> | <u>Ps.</u>       |
|---|------------|------------------|
| Net Profit(Loss) as per Profit & Loss A/c                 |            | 12,05,390        |
| <b>Add Inadmissible Deductions:</b>                       |            |                  |
| Provision for Service Tax                                 | 7,07,164   |                  |
| Penalty to ESI  | 38,282     |                  |
| Interest On TDS   | 616        |                  |
| Interest On Service Tax                                   | 13,710     |                  |
| Partners Remuneration                                     | 8,60,000   |                  |
| Depreciation As per P/L Account                           | 15,73,212  | 31,92,984        |
| <b>Total Income from Business</b>                         |            | <b>43,98,374</b> |
| Less: Depreciation In come tax Act 1961                   |            | 15,73,212        |
| <b>Book Profit</b>  |            | <b>28,25,162</b> |
| Less : maximum remuneration Payable : U/S 40(b)           |            |                  |
| On first Rs. 3,00,000 @ 90 %                              | 2,70,000   |                  |
| On Balance amount @ 60%                                   | 15,15,097  |                  |
| Maximum remuneration allowable to working partners is Rs. | 17,85,097  |                  |
| Hence, Remuneration debited in the books is Rs.           |            | 8,60,000         |
| <b>Total Income</b>                                       |            | <b>19,65,162</b> |
| <b>Rounded off to</b>                                     |            | <b>19,65,160</b> |
| Depreciation Loss A.Y-2006-07                             | 3,89,417   |                  |
| Depreciation Loss A.Y-2007-08                             | 9,68,410   |                  |
| Depreciation Loss A.Y-2008-09                             | 75,858     |                  |
| Depreciation Loss A.Y 2009-10                             | 4,30,055   |                  |
| Depreciation Loss A.Y 2010-11                             | 1,01,420   |                  |
| <b>Profit After Set Off</b>                               |            | <b>19,65,160</b> |
| <b>Balance Profit After Sett Off</b>                      |            | <b>-</b>         |
| <b>Tax Payable</b>  |            | <b>-</b>         |
| Less : Tax Deducted at source                             |            | 87,205           |
| <b>Refund</b>   |            | <b>(87,205)</b>  |

**Loss Set off and Carry Forward**

| Assessment Year | Date of filing Return | Business Loss | Depreciation Loss   | Total Loss          | Loss Set Off     | Loss After set Off |
|-----------------|-----------------------|---------------|---------------------|---------------------|------------------|--------------------|
| 2002-03         | 10/31/2002            | -             | 5,09,900.00         | 5,09,900.00         | 5,09,900         | -                  |
| 2003-04         | 10/27/2003            | -             | 4,42,200.00         | 4,42,200.00         | 4,42,200         | -                  |
| 2004-05         | 10/30/2004            | -             | 14,60,633.00        | 9,27,743.00         | 9,27,743         | -                  |
| 2005-06         | 10/31/2005            | -             | 12,46,104.00        | 12,46,104.00        | 12,46,104        | -                  |
| 2006-07         | 12/29/2006            | -             | 13,38,360.00        | 13,38,360.00        | 13,38,360        | -                  |
| 2007-08         | 10/30/2007            | -             | 9,68,410.00         | 9,68,410.00         | 9,68,410         | -                  |
| 2008-09         | 1/5/2009              | -             | 75,858.00           | 75,858.00           | 75,858           | -                  |
| 2009-10         | 9/28/2009             | -             | 4,30,055.00         | 4,30,055.00         | 4,30,055         | -                  |
| 2010-11         | 9/25/2010             | -             | 6,37,718.00         | 6,37,718.00         | 1,01,420         | 5,36,298           |
| <b>Total</b>    |                       |               | <b>71,09,238.00</b> | <b>65,76,348.00</b> | <b>60,40,050</b> | <b>5,36,298</b>    |

**Bank Account details**

| Bank Name  | Branch     | Account Number | MICR Code    |
|------------|------------|----------------|--------------|
| ICICI BANK | TRIVANDRUM | 626205073290   | 69,52,29,002 |

