

JAYASREE TRAVELS AND TOURS COMPANY
84/2248, An-Nur, 2nd Floor, Enchakkal, Vallakkadavu, Trivandrum.
BALANCE SHEET AS ON 31ST MARCH 2023


Particulars		Note	31 March 2023	31 March 2022
I	EQUITY AND LIABILITIES			
I	Partners' Funds			
(a)	Partners' Capital Account			
(i)	Partners' Contribution	3a	18,87,254	18,87,254
(ii)	Partners' Current Account	3b	(4,87,12,579)	(4,71,46,958)
(b)	Reserves and surplus	4	-	-
			(4,68,25,325)	(4,52,59,704)
2	Non-current liabilities			
(a)	Long-term borrowings	5	1,94,64,025	2,18,72,413
(b)	Deferred tax liabilities (Net)		-	-
(c)	Other long-term liabilities		-	-
(d)	Long-term provisions	6	15,97,439	15,97,439
			2,10,61,464	2,34,69,852
3	Current liabilities			
(a)	Short-term borrowings		-	-
(b)	Trade payables		-	-
(i)	Total outstanding dues of micro, small and medium enterprises		-	-
(ii)	Total outstanding dues of creditors other than micro, small and medium enterprises	7	2,94,41,676	2,53,40,382
(c)	Other current liabilities	8	1,97,00,879	1,22,30,518
(d)	Short-term provisions		-	-
			4,91,42,556	3,75,70,900
	Total		2,33,78,694	1,57,81,048
II	ASSETS			
I	Non-current assets			
(a)	Property, Plant and Equipment and Intangible assets			
(i)	Property, Plant and Equipment	9	44,33,696	65,43,472
(ii)	Intangible assets		-	-
(iii)	Capital work in progress		-	-
(iv)	Intangible asset under development		-	-
(b)	Non-current investments		-	-
(c)	Deferred tax assets (Net)		-	-
(d)	Long Term Loans and Advances		-	-
(e)	Other non-current assets	10	4,59,180	6,19,831
			48,92,876	71,63,303
2	Current assets			
(a)	Current investments		-	-
(b)	Inventories		-	-
(c)	Trade receivables	11	1,61,55,451	73,22,802
(d)	Cash and bank balances	12	10,88,103	40,549
(e)	Short Term Loans and Advances	13	11,59,936	12,44,246
(f)	Other current assets	14	82,329	10,149
			1,84,85,818	86,17,745
	Total		2,33,78,694	1,57,81,048
	Brief about the Entity	1		
	Summary of significant accounting policies	2		
	The accompanying notes are an integral part of the financial statements			


Jayasree Vikraman
(Partner)


Vinaja Viswambharan
(Partner)


Sreekanth Vikraman
(Partner)

As per our report of even date attached
For S.N. & Associates
Chartered Accountants



CA O.N. Jayan
(Managing Partner)
Members No. 140, 200287



Place : Trivandrum
Date : 04.09.2023

JAYASREE TRAVELS AND TOURS COMPANY
84/224R, An-Nur, 2nd Floor, Enchakkal, Vallakkadavu, Trivandrum.
PROFIT AND LOSS FOR THE YEAR ENDED 31st MARCH, 2023

Particulars		Note	31 March 2023	31 March 2022
I	Revenue from operations	15	8,65,35,817	1,04,762
II	Other income	16	2,85,084	82,92,872
III	Total Income (I+II)		8,68,20,901	83,97,634
IV	Expenses:			
(a)	Operating Expense	17	8,34,16,588	2,53,008
(b)	Employee benefits expense	18	13,14,800	17,14,916
(c)	Finance costs	19	11,38,979	35,83,549
(d)	Depreciation and amortization expense		17,92,571	27,25,702
(e)	Other expenses	20	54,89,055	1,12,20,769
	Total expenses		9,31,51,995	1,94,97,944
V	Profit/(loss) before exceptional and extraordinary items, partners' remuneration and tax (III- IV)		(63,31,093)	(1,11,00,310)
VI	Exceptional items (specify nature & provide note/delete if none)		-	-
VII	Profit/(loss) before extraordinary items, partners' remuneration and tax (V-VI)		(63,31,093)	(1,11,00,310)
VIII	Extraordinary Items		-	-
	Prior period expenses		4,71,124	-
IX	Profit before Partners' Remuneration and tax (VII-VIII)		(68,02,217)	(1,11,00,310)
X	Partners' Remuneration		-	-
XI	Profit before Tax (IX-X)		(68,02,217)	(1,11,00,310)
XII	Tax expense:			
(a)	Current tax		-	-
(b)	Excess/ Short provision of tax relating to earlier years		-	-
(c)	Deferred tax charge/ (benefit)	0	-	-
XIII	Profit/(Loss) for the period from continuing operations (XI-XII)		(68,02,217)	(1,11,00,310)
XIV	Profit/(loss) from discontinuing operations		-	-
XV	Tax expense of discontinuing operations		-	-
XVI	Profit/(loss) from discontinuing operations (after tax) (XIV-XV)		-	-
XVII	Profit/(Loss) for the year (XIII+XVI)		(68,02,217)	(1,11,00,310)
The accompanying notes are an integral part of the financial statements				



Jayasree Vikraman
(Partner)


Vinaja Viswambharan
(Partner)


Sreekanth Vikraman
(Partner)



As per our report of even date attached
For S J N & Associates
Chartered Accountants


CA O N Jayan
(Managing Partner)
Membership No. 200287



Place Trivandrum
Date 04.09.2023

JAYASREE TRAVELS & TOURS CO.

84/2248, An-Nur, 2nd Floor, Enchakkal, Vakkalakkadu, Trivandrum.

Notes forming part of the Financial Statements for the year ended, 31st March, 2023

Note - 3a Partners Contribution Account

Sr. No.	Name of Partner	Agreed contribution	Share of profit/ (loss) (%)	As at 1st April 2022 (Opening Balance)	Introduced / contributed during the year	Interest for the year	Withdrawals during the year	Share of Profit / Loss for the year	As at 31st March 2023 (Closing Balance)
1	CAPITAL ACCOUNT-JAYASREE			2,59,804					2,59,804
2	CAPITAL ACCOUNT-VINAJA			3,67,646					3,67,646
3	CAPITAL ACCOUNT-SREEKANTH			2,59,804					2,59,804
4	CAPITAL ACCOUNT-TDI			10,00,000					10,00,000
				18,87,254	-	-	-	-	18,87,254
	Previous Year (PY)			18,87,254	-	-	-	-	18,87,254

Note - 3b Partners Current Account

Sr. No.	Name of Partner	Share of profit/ (loss) (%)	As at 1st April 2022 (Opening Balance)	Introduced/contributed during the year	Remuneration for the year	Interest for the year	Withdrawals during the year	Share of Profit / Loss for the year	As at 31st March 2023 (Closing Balance)
1	CURRENT ACCOUNT-JAYASREE	15%	(49,59,338)	1,72,98,559			1,11,71,964	(9,86,321)	1,80,936
2	CURRENT ACCOUNT-VINAJA	20%	(3,71,89,111)				10,00,000	(13,60,443)	(3,95,49,554)
3	CURRENT ACCOUNT-SREEKANTH	15%	3,36,218	1,70,000			60,000	(9,86,321)	(5,40,103)
4	CURRENT ACCOUNT-TDI	51%	(53,34,727)					(34,69,131)	(88,03,858)
			(4,71,46,958)	1,74,68,559	-	-	1,22,31,964	(68,02,217)	(4,87,12,579)
	Previous Year (PY)		(3,94,23,296)	76,51,466	-	-	(42,74,818)	(1,11,00,310)	(4,71,46,958)



JAYASREE TRAVELS & TOURS CO.

84/2248, An-Nur, 2nd Floor, Enchakkal, Vallakkadavu, Trivandrum.

Notes forming part of the Financial Statements for the year ended 31st March, 2023

4 RESERVES AND SURPLUS

Particular	31 March 2023	31 March 2022
(a) Capital Reserve	-	-
(b) Revaluation Reserve	-	-
(c) Other Reserve (Please specify)	-	-
(d) Undistributed Surplus (Balance from statement of profit and loss)	-	-
Total	-	-

5 LONG TERM BORROWINGS

Particular	Long Term		Short Term	
	31 March 2023	31 March 2022	31 March 2023	31 March 2022
Secured				
(a) Term loans				
from banks				
Canara Bank OD A/c-2968261000003	10,00,145	9,99,491	-	-
BUSINESS LOAN FORM ICICI	13,46,111	19,04,013	-	-
Canara Bank OD 003 Topup Loan(ECLGS)	2,89,784	3,54,533	-	-
ECLGS HDFC Loan	28,26,642	27,61,271	-	-
ECLGS Loan From ICICI	2,35,772	3,60,815	-	-
ECLGS Loan IDFC Capital First	1,77,322	2,82,648	-	-
HDFC 36STR Body Bldg Loan- 83399365	16,53,316	18,70,896	-	-
HDFC 36str Chasis Loan - 83182689(6017195)	19,67,009	15,73,117	-	-
HDFC 41STR Body Building Loan - 82957495 (83073060	15,18,952	16,85,855	-	-
HDFC 41str Chasis Loan - 82957495	17,59,816	14,54,301	-	-
HDFC INNOVA LOAN - 57647783	1,69,454	10,50,804	-	-
HDFC LOAN FOR DELHI BUS UP-17-AT-2017	24,88,170	23,49,623	-	-
HDFC LOAN FOR DELHI BUS UP-17-AT-2022	24,88,170	23,49,623	-	-
HDFC Mahindra Loan - 57647245	1,52,671	9,30,221	-	-
Tempo Traveller 9str HDFC-53338603	8,35,918	7,95,350	-	-
VEHICLE LOAN FROM HDFC BANK	5,54,773	5,49,852	-	-
Business Loan from Kotak Mahindra	-	3,00,000	-	-
Vehicle Loan from Yes Bank	-	3,00,000	-	-
from other parties	-	-	-	-
(b) Loans repayable on demand	-	-	-	-
(c) Deferred payment liabilities	-	-	-	-
(d) Loans and advances from related parties	-	-	-	-
(e) Long term/current maturities of finance lease obligation	-	-	-	-
(f) Other loans advances (specify nature)	-	-	-	-
Total (A)	1,94,64,025	2,18,72,413	-	-
Unsecured				
(a) Term loans				
from banks	-	-	-	-
from other parties	-	-	-	-
(b) Loans repayable on demand	-	-	-	-
(c) Deferred payment liabilities	-	-	-	-
(d) Loans and advances from related parties	-	-	-	-
(e) Long term/current maturities of finance lease obligation	-	-	-	-
(f) Other loans advances (specify nature)	-	-	-	-
Total (B)	-	-	-	-
Total (A) + (B)	1,94,64,025	2,18,72,413	-	-

Foot Note:

- Nature of the Security to be specified separately.
- Terms of repayment of terms loans and other loans may be stated.
- Where loans guaranteed by partners aggregate of such amount under each head may be disclosed.



JAYASREE TRAVELS & TOURS CO.

84/2248, An-Nur, 2nd Floor, Enchakkal, Vellakkadavu, Trivandrum.

Notes forming part of the Financial Statements for the year ended 31st March, 2023

6 Provisions	Long term		Short term	
	31 March 2023	31 March 2022	31 March 2023	31 March 2022
(a) Provision for employee benefits				
Provision for gratuity	-	-	-	-
Provision for leave Encashment	-	-	-	-
(b) Other provisions				
Provision for income tax	-	-	-	-
Other Provisions	-	-	-	-
Provision for bad debts	15,97,439	15,97,439	-	-
Other (specify nature)	-	-	-	-
Total Provisions	15,97,439	15,97,439	-	-

7 Trade payables	31 March 2023	31 March 2022
(a) Total outstanding dues of micro, small and medium enterprises		
(b) Total outstanding dues of creditors other than micro, small and medium enterprises	2,94,41,676	2,53,40,382
Total Trade payables	2,94,41,676	2,53,40,382

Disclosure relating to suppliers registered under MSME Act based on the information available with the entity Company:

Particulars	31 March 2023	31 March 2022
(a) Amount remaining unpaid to any supplier at the end of each accounting year:		
Principal	-	-
Interest	-	-
Total	-	-
(b) The amount of interest paid by the buyer in terms of section 16 of the MSME Act, along with	-	-
(c) The amount of interest due and payable for the period of delay in making payment (which have	-	-
(d) The amount of interest accrued and remaining unpaid at the end of each accounting year.	-	-
(e) The amount of further interest remaining due and payable even in the succeeding years, until such date when the interest dues above are actually paid to the small enterprise, for the purpose of disallowance of a deductible expenditure under section 23 of the MSME Act.	-	-

8 Other current liabilities	31 March 2023	31 March 2022
(a) Current maturities of finance lease obligations (Refer note XX)	-	-
(b) Interest accrued but not due on borrowings	-	-
Bank Charges Payable	20,472	20,472
Interest Payable on IDFC ECLGS Payable	-	8,209
(c) Interest accrued and due on borrowings	-	-
(d) Income received in advance	2,87,526	4,19,455
(e) Unearned revenue	-	-
(f) Goods and Service tax payable	41,91,528	-
Goods and Service tax payable for the year 2017 (Sep & Oct) against refund of IGST	9,33,397	-
(g) TDS payable	6,37,840	5,757
(h) Other payables (specify nature)		
Guide Fee Payable -Delhi	-	39,417
Internet Subscription Fee Payable	-	2,851
Professional Tax Payable	1,14,446	1,14,446
Rent Payable	2,71,122	2,57,819
Salary Payable	13,04,995	13,41,537
Advance received from Staff	3,00,000	3,00,000
Advance towards sale of vehicle	16,81,350	-
Incentive Payable	4,74,916	4,84,916
Legal Compensation Payable	86,77,385	84,79,737
Vijayasree Vikraman	7,55,902	7,55,902
Audit Fee Payable	50,000	-
Total Other current liabilities	1,97,00,879	1,22,30,518



JAYASREE TRAVELS & TOURS CO.

84/2248,,An-Nur, 2nd Floor,Enchakkal, Vallakkndavu,Trivandrum.

Notes forming part of the Financial Statements for the year ended 31st March, 2023

10 Other non-current assets		31-03-2023	31-03-2022
(a)	Security Deposits		
	Electricity Deposits	-	-
	ESI - Caution Deposits	-	1,10,036
	GUJARAT TRAVEL MART	23,180	23,180
	Idea - 1 S D Deposit	-	5,000
	Internet Security Deposit (Air)	-	5,000
	Rent Deposit	-	500
	Security Deposits	4,36,000	4,36,000
	Telephone Deposits	-	3,398
	Deposits for Gas	-	34,217
(b)	Prepaid expenses	-	2,500
(c)	Others (Specify nature)	-	-
	Total other non-current other assets	4,59,180	6,19,831

11 Trade receivables		31-03-2023	31-03-2022
	Outstanding for a period less than 6 months from the date they are due for receipt		
(a)	Secured Considered good	1,61,55,451	73,22,802
(b)	Unsecured Considered good	-	-
(c)	Doubtful	-	-
	Less: Provision for doubtful receivables	-	-
(a)	Outstanding for a period exceeding 6 months from the date they are due for receipt		
(a)	Secured Considered good	-	-
(b)	Unsecured Considered good	-	-
(c)	Doubtful	-	-
	Less: Provision for doubtful receivables	-	-
	Unbilled receivables	-	-
	Total	1,61,55,451	73,22,802

12 Cash and Bank Balances		31-03-2023	31-03-2022
A	Cash and cash equivalents		
(a)	On current accounts	-	-
(b)	Cash credit account (Debit balance)	-	-
(c)	Fixed Deposits		
	Deposits with original maturity of less than three months	-	-
(d)	Cheques, drafts on hand	-	-
(e)	Cash on hand	24,363	19,598
	Total (I)	24,363	19,598
B	Other bank balances		
(a)	Bank Deposits		
	CANARA BANK PATTOOR	1,68,145	19,300
	STANDARD CHARTERED BANK 43705019858	8,93,945	-
	YES BANK	1,651	1,651
(i)	Earmarked Bank Deposits		
	Deposits with original maturity for more than 3 months but less than 12 months from reporting date	-	-
(ii)	Margin money or deposits under lien	-	-
(iii)	Others (specify nature)	-	-
	Total other bank balances (II)	10,63,741	20,951
	Total Cash and bank balances (I+II)	10,88,103	40,549



13	Short Term Loans and advances	Long Term		Short Term	
		31-03-2023	31-03-2022	31-03-2023	31-03-2022
A	(Secured)				
(a)	Capital advances				
	Considered good	-	-	-	-
	Doubtful	-	-	-	-
	Less: Provision for doubtful advances	-	-	-	-
	(a)	-	-	-	-
(b)	Loans advances to partners or relative of partners	-	-	-	-
(c)	Other loans and advances (specify nature)				
	Advance tax	7,68,408	7,68,408	-	-
	Loans and Advances to staff and drivers	1,16,028	1,82,911	-	-
	Prepaid Expenses	2,75,500	2,92,927	-	-
	(b)	11,59,936	12,44,246	-	-
	Total (a)+(b) (A)	11,59,936	12,44,246	-	-

14	Other current assets	31-03-2023	31-03-2022
(a)	Interest accrued but not due on deposits		-
(b)	Interest accrued and due on deposits	1,879	-
(c)	Other current Assets		
	TDS Receivable 2022-23	80,450	
	TDS Receivable 2021-22		10,149
	Total	82,329	10,149



JAYASREE TRAVELS & TOURS CO.

84/2248, An-Nur, 2nd Floor, Enchakkal, Vallakkadavu, Trivandrum.

Notes forming part of the Financial Statements for the year ended 31st March, 2023

15 Revenue from operations		31 March 2023	31 March 2022
(a) Sale of products		-	
(b) Sale of services			
Vehicle Hire Charge		48,500	
Marketing Support & Promotion		15,00,000	
Tour Operating revenue*		8,49,87,317	1,04,762
(c) Grants or donations received		-	-
(d) Other operating revenue		-	-
Revenue from operations (Net)		8,65,35,817	1,04,762
16 Other income		31 March 2023	31 March 2022
(a) Interest income			
Interest on incometax refund		411	
Interest on Bank		1,879	
(b) Dividend income		-	-
(c) Net gain Foreign Exchange		-	-
(d) Other non-operating income (Please specify)		-	-
Duty Scrip License			80,50,816
Other Income			5,245
Profit on sale of Asset		2,82,794	2,36,811
Total other income		2,85,084	82,92,872
17 Operating Expense			
Entrance Fee Tour Exp.		32,27,286	
Refreshment Expenses to guest		30,41,569	
Accomadation charges		5,30,19,627	34,750
Air Ticket Fare Expenses		73,20,221	1,34,258
Guide Fee Paid		26,82,085	
Vehicle Hiring Charge		98,67,742	
Train Ticket expense for Guest		22,60,000	
Porterage and Coolie		5,82,070	
Escort and Guide Expenses		3,34,399	
Excess Baggage Charges		6,17,076	
Guest Entertainment Expenses		3,69,257	
Toll And Parking Charges		95,255	84,000
Total Operating Expense		8,34,16,588	2,53,008
18 Employee benefits expense		31 March 2023	31 March 2022
(Including contract labour)			
(a) Salaries, wages, bonus and other allowances		12,84,560	17,04,000
(b) Contribution to provident and other funds		-	-
(c) Gratuity expenses		-	-
(d) Staff welfare expenses		30,242	10,916
Total Employee benefits expense		13,14,802	17,14,916

*The firm has restarted its commercial operations after COVID-19 pandemic with effect from September 2022 with prior contractual rates and agreements from Sun Spots Tours Limited, UK



19 Finance cost		31 March 2023	31 March 2022
(a) Interest expense			
(i) On bank loan		11,38,979	35,83,549
(ii) On assets on finance lease		-	-
(b) Other borrowing costs		-	-
(c) Loss on foreign exchange transactions and translations considered a		-	-
Total Finance cost		11,38,979	35,83,549
20 Other Expenses		31 March 2023	31 March 2022
Hired Driver Expenses		4,500	
Vehicle Hire Charges		14,425	
Vehicle Insurance		1,08,527	
Vehicle Tax		5,23,172	
Vehicle Permit Charges		56,500	
Accounting Charges		61,750	1,10,500
Auditor's remuneration (Refer note below)		50,000	
Bad Debts written off		15,97,439	15,97,439
Bank charges		62,703	
Cleaning Charges		12,034	
Donation		200	
Miscellaneous expenses		1,91,402	
Office expense		1,03,302	500
Power and fuel		5,61,467	51,281
Printing and stationery		14,974	
Postage and Courier		4,550	
Repairs and maintenance - Vehicles		3,58,321	5,500
Repairs and maintenance - office		13,050	
Repaires and mainteanance		36,833	
Rent		7,16,840	5,77,848
Travelling expenses		4,97,939	9,084
TDS and GST Late Filing Fee		42,655	
Internet and Telephone Expenses		1,37,465	60,380
Professional Charges		1,06,019	3,19,650
Subscription and Membership		15,340	8,850
Compensation to guest			84,79,737
Foreign exchange loss		1,97,648	
Total		54,89,055	1,12,20,769



JAYASREE TRAVELS & TOURS CO.
84/2248, An-Nur, 2nd Floor, Enchakkal, Vallakkadavu, Trivandrum.

Notes forming part of the Financial Statements for the year ended 31st March, 2023

9 Property, Plant and Equipment and Intangible Assets (owned assets)

	Particulars / Assets						Total
	Vehicle	Furniture & Fixtures	Computer & Software	Plant & Machinery			
Gross Block							
At 1 April 2021	1,18,85,124	5,24,062	6,71,760	1,45,370			1,32,26,316
Additions			14,500				14,500
Deductions/Adjustments	1,28,957						1,28,957
At 1 April 2022	1,17,56,167	5,24,062	6,86,260	1,45,370			1,31,11,859
Additions							
Deductions/Adjustments	6,47,359						
At 31 March 2022	1,17,56,167	5,24,062	6,86,260	1,45,370			1,31,11,859
At 31 March 2023	1,11,08,808	5,24,062	6,86,260	1,45,370			1,24,64,500
Depreciations/Adjustments							
At 1 April 2021	35,65,537	52,406	2,68,704	21,806			39,08,453
Additions	24,95,877	47,166	1,64,123	18,536			27,25,702
Deductions/Adjustments	65,768						
At 1 April 2022	59,95,646	99,572	4,32,827	40,342			65,68,387
Additions	16,32,995	42,449	1,01,373	15,754			17,92,571
Deductions/Adjustments	3,30,154						3,30,154
At 31 March 2022	59,95,646	99,572	4,32,827	40,342			65,68,387
At 31 March 2023	72,98,487	1,42,021	5,34,200	56,096			80,30,804
Net Block							
At 31 March 2022	57,60,521	4,24,490	2,53,433	1,05,028			65,43,472
At 31 March 2023	38,10,321	3,82,041	1,52,060	89,274			44,33,696

