

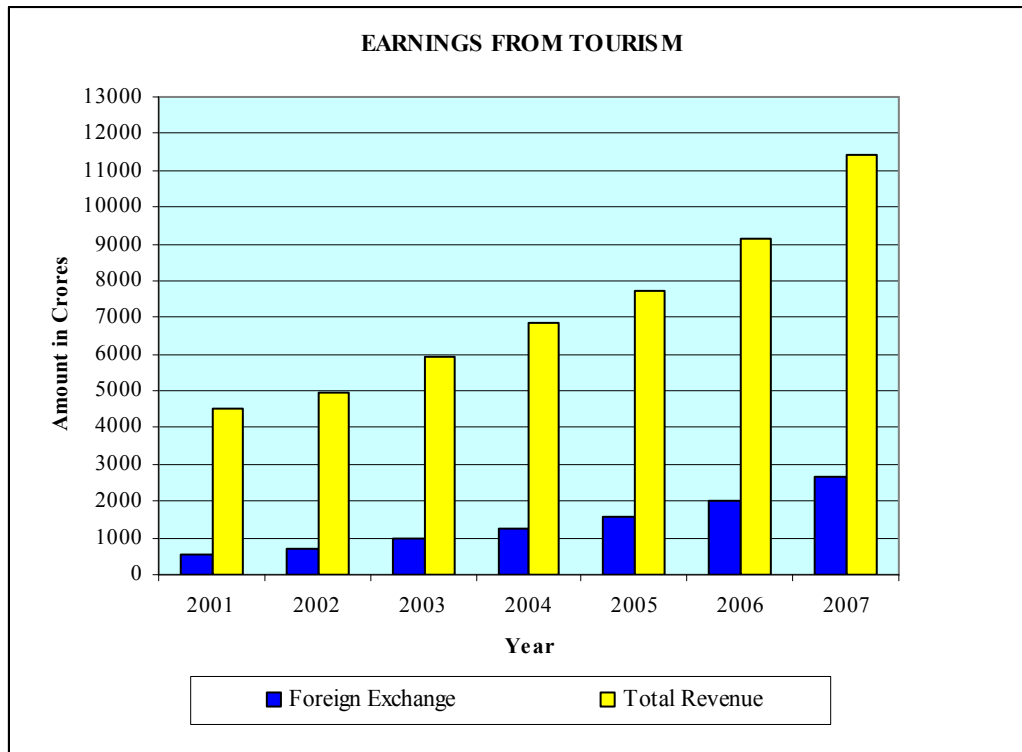
Tourist statistics – 2007

- ❖ Foreign Tourist arrival to Kerala during the year 2007 is 5,15,808. It shows an increase of 20.37 % over the previous year.
- ❖ Domestic Tourist arrival to Kerala during the year 2007 is 66,42,941. It shows an increase of 5.92 % over the previous year.
- ❖ Foreign exchange earnings for the year 2007 is 2640.94 Crores which recorded a growth of 32.82 % over the previous year.
- ❖ Total Revenue (including direct & indirect) from Tourism during 2007 is Rs.11433 Crores, showing an increase of 25.28 % over the last year's figure.
- ❖ Considering the district wise Foreign Tourist arrival, Pathanamthitta district shows the highest variation of 58.09 % over 2006.
- ❖ Considering the district wise Domestic Tourist arrival, Kollam district shows the highest variation of 18.31 % over 2006.
- ❖ Month wise Foreign and Domestic Tourist arrivals are as shown below:

Sl. No.	Month	Foreign	Domestic
1	January	72,814	588,620
2	February	66,131	501,204
3	March	56,151	485,722
4	April	34,487	557,785
5	May	21,098	639,712
6	June	18,262	502,224
7	July	25,199	478,781
8	August	35,563	525,309
9	September	24,708	529,847
10	October	33,534	555,721
11	November	55,647	618,908
12	December	72,214	659,108
TOTAL		515,808	6,642,941

EARNINGS FROM TOURISM

<i>Year</i>	<i>Foreign Exchange Earnings (Rs. In Crores)</i>	<i>Percentage of Increase</i>	<i>Total revenue generated from Tourism (Direct & Indirect) Rs. In Crores</i>	<i>Percentage of Increase</i>
2001	535.00	1.85	4500.00	9.58
2002	705.67	31.90	4931.00	20.42
2003	983.37	39.35	5938.00	12.83
2004	1266.77	28.82	6829.00	15.01
2005	1552.31	22.54	7738.00	13.31
2006	1988.40	28.09	9126.00	17.94
2007	2640.94	32.82	11433.00	25.28



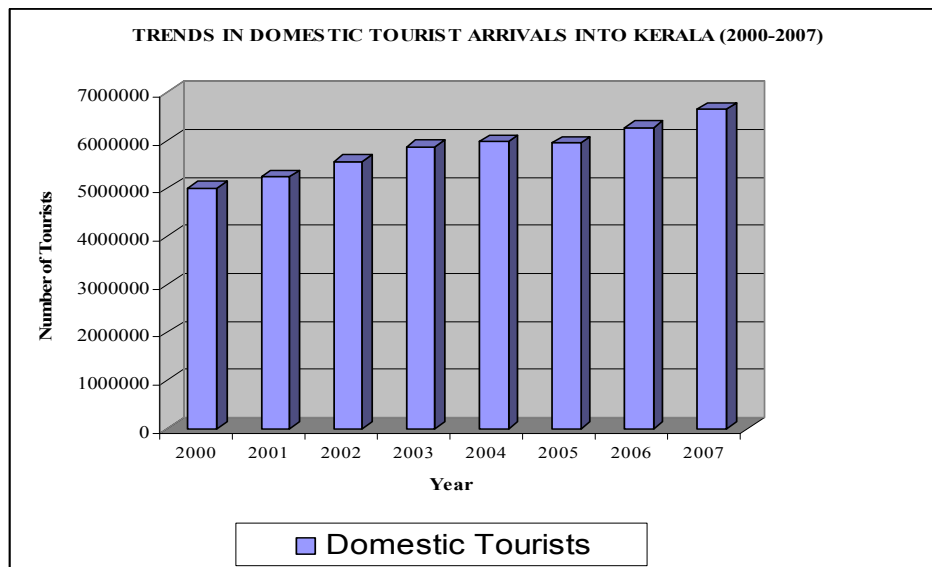
DISTRICT WISE STATISTICS OF TOURIST ARRIVAL

FOR THE YEAR 2007

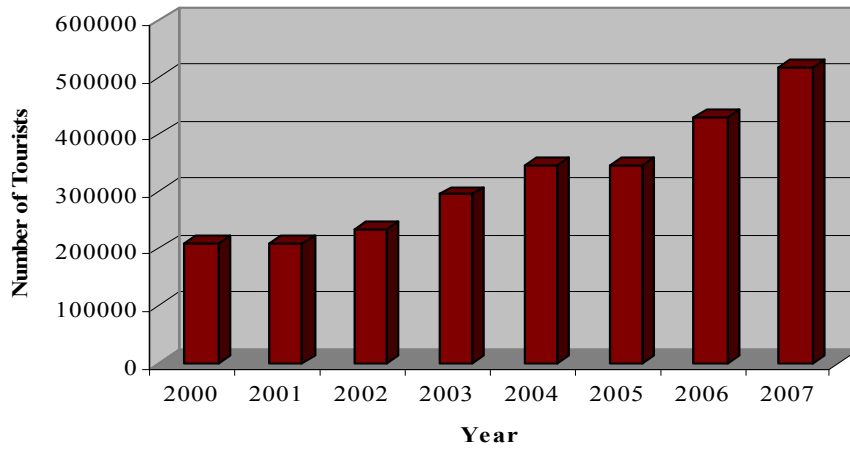
Sl.No.	District	Foreign			Domestic		
		2007	2006	% vari: over 2006	2007	2006	% vari: over 2006
1	THIRUVANANTHAPURAM	193,924	151,578	27.94	948,579	866,712	9.45
2	KOLLAM	8,854	7,918	11.82	145,524	122,998	18.31
3	PATHANAMTHITTA	547	346	58.09	60,988	57,032	6.94
4	ALAPPUZHA	40,463	36,407	11.14	170,731	179,115	-4.68
5	KOTTAYAM	27,358	26,543	3.07	189,411	196,284	-3.50
6	IDUKKI	46,463	44,583	4.22	505,229	515,182	-1.93
7	ERNAKULAM	165,125	131,767	25.32	1,109,644	1,080,591	2.69
8	THRISSUR	4,645	4,142	12.14	1,546,576	1,398,014	10.63
9	PALAKKAD	615	809	-23.98	315,591	300,674	4.96
10	MALAPPURAM	9,766	7,109	37.38	313,200	303,844	3.08
11	KOZHIKODE	10,020	11,154	-10.17	570,832	550,694	3.66
12	WAYANAD	4,093	2,611	56.76	256,190	225,923	13.40
13	KANNUR	3,067	2,730	12.34	375,255	351,309	6.82
14	KASARAGOD	868	837	3.70	135,191	123,352	6.82
KERALA		515,808	428534	20.37	6,642,941	6,271,724	5.92

**TRENDS IN DOMESTIC & FOREIGN TOURIST ARRIVALS INTO
KERALA (2000 TO 2007)**

YEAR	DOMESTIC TOURISTS	% VAR.	FOREIGN TOURISTS	% VAR.
2000	5013221	2.6	209933	3.8
2001	5239692	4.5	208830	-0.5
2002	5568256	6.3	232564	11.3
2003	5871228	5.4	294621	26.7
2004	5972182	1.7	345546	17.3
2005	5946423	-4.3	346499	.27
2006	6271724	5.47	428534	23.7
2007	6642941	5.92	515808	20.37



**TRENDS IN FOREIGN TOURIST ARRIVALS INTO
KERALA (2000-2007)**



■ Foreign Tourists

FOREIGN TOURIST ARRIVALS IN KERALA 2007 TOP ORDER

Sl. No.	COUNTRY	TOTAL	% to the total No. of foreign Tourists
1	U.K	120489	23.36
2	FRANCE	48137	9.33
3	U.S.A	39834	7.72
4	GERMANY	35848	6.95
5	MALDIVES	22642	4.39
6	ITALY	18052	3.50
7	SWITZERLAND	16097	3.12
8	AUSTRALIA	14622	2.83
9	NETHERLANDS	12738	2.47
10	CANADA	10492	2.03
11	SWEEDEN	10173	1.97
12	BANGALADESH	8773	1.70
13	SAUDI ARABIA	8560	1.66
14	SPAIN	8176	1.59
15	U.A.E	8174	1.58
16	JAPAN	7716	1.50
17	BELGIUM	6844	1.33
18	SOUTH AFRICA	6760	1.31
19	RUSSIA	6632	1.29
20	AUSTRIA	5691	1.10
21	ISRAEL	4997	0.97
22	MALAYSIA	4762	0.92
23	DENMARK	4570	0.89
24	SINGAPORE	3938	0.76
25	SRI LANKA	3753	0.73
26	KUWAIT	3480	0.67
27	OMAN	3418	0.66
28	QATAR	3247	0.63
29	NEWZEALAND	3187	0.62
30	KOREA	2641	0.51
31	BAHRAIN	2607	0.51
32	CHINA	2016	0.39
33	NEPAL	1569	0.30
34	PHILLIPPINES	1445	0.28
35	KENYA	1404	0.27
36	IRAN	1334	0.26
37	BRAZIL	1306	0.25
38	YUGOSLAVIA	1171	0.23
39	THAILAND	1085	0.21
40	CZECHOSLOVAKIA	984	0.19
41	MEXICO	816	0.16
42	PAKISTAN	388	0.08